



**English Federation
of Disability Sport**

**Staffordshire
and
City of Stoke-on-Trent
Disability Research Project**

April 2004



**English Federation
of Disability Sport**

FOREWORD

This report represents the culmination of three years of partnership working and provides invaluable information in terms of the needs and aspirations of disabled people when it comes to sport and physical activity.

As Chief Executive of the English Federation of Disability Sport (EFDS) I am delighted to be associated with this report and would like to take this opportunity to thank everyone who has been involved with this project since its inception.

The 12 month research project was co-funded by Sport Across Staffordshire, the eight district councils, the City of Stoke-on-Trent, Staffordshire County Council, Staffordshire University, the EFDS and Sport England Active Communities Development Fund. The project asked disabled people for their views on issues affecting their participation in sport and physical activity. This report documents the findings from the consultation and represents the views of over 2000 disabled people living within Staffordshire.

The report shows what I believe most of us already knew, namely, that disabled people enjoy the same range of activities and pursuits as the rest of the community; they share the same aspirations as their non-disabled peers and are looking for the same opportunities to take part.

Whilst it was anticipated that barriers would exist, the level of detail and the specific information included in the report provide a clear opportunity for addressing these issues in the most practical ways. The research will only have proved to be worthwhile if this report leads to concerted action and I am optimistic that the sound partnership which contributed to the research will go on to develop opportunities for disabled people to enjoy sport and physical activity.

There are many positive messages to take out of the research and there are a number of excellent initiatives already either in place or being developed. There is however still much work to be done before we can really say that we have achieved equality of opportunity for disabled people in terms of sport and physical activity.

I hope that this report is the catalyst for further work not just in Staffordshire but across the country.

Colin Chaytors,
Chief Executive, English Federation of Disability Sport



**English Federation
of Disability Sport**



**English Federation
of Disability Sport**

Contents

Acknowledgements	1
Introduction	2
Key Findings	6
Recommendations	32

Study 1- Children and Young People

1. Methodology	33
2. Demographics	34
3. Response to questionnaire	35
4. Profile of respondents - gender, age and ability	36
5. Method of transport	38
6. Membership of physical activity/ sports club at school	38
7. Membership of physical activity/ sports club out of school	39
8. Participation in physical activity/ sport in last year	40
9. Barriers to participation out of school	41
10. Favourite sporting activities	43
11. Physical activity/ sports played out of school	45
12. Physical activity/ sports respondents would like to play out of school	47

Study 2 – Adult

13. Methodology	50
14. Demographics	51
15. Response	51
16. Profile of respondents	53
17. Method of transport	54
18. Visits to local leisure/ sports centre last year	54
19. Participation in physical activity/ sport last year	55
20. Desire to take part in physical activity/ sport	55
21. Barriers to participation	55
22. Support needed to take part in physical activity/ sport	56
23. Physical activity/ sports played	58
24. Physical activity/ sports respondents would like to play	59
25. Day Services: activities/ sports service users take part in	61

Study 3 – Provision

26. Methodology	63
27. Education	64
28. Outreach Centres in Staffordshire County	64
29. Sports Colleges	65
30. Special Schools	65
31. North Staffs Special Schools Sports Association	67
32. Partnership Youth Games	67
33. Cricket Festival: Special Schools	68
34. Holiday Play Schemes	68
35. Public Sector Leisure Centres	68
36. Private Health & Fitness Clubs	70
37. Special Olympics	71
38. Disability Sports Partnerships	72
39. Coaches	72
40. Athletics	73
41. Badminton	74
42. Dance	74
43. Football	74
44. Hockey	76
45. Horse riding	76
46. Rugby	77
47. Sailing	77
48. Swimming	78
49. Tennis	79
50. Sports and Social Clubs for Disabled People	79
51. Events	79

List of Tables

Table 2.1:	Profile disabled children in Staffordshire and Stoke-on-Trent Schools	34
Table 2.2:	Profile of disabled children by gender in Staffordshire and Stoke-on-Trent Special Schools	34
Table 3.1:	Response	35
Table 3.2:	Response by special and mainstream schools	35
Table 4.1:	Respondents by gender	36
Table 4.2:	Respondents by age	36
Table 4.3:	Respondents by disability	37
Table 4.4:	Multiple impairments	37
Table 5.1:	Method of transport	38
Table 6.1:	Membership of club at school	38
Table 7.1:	Membership of club out of school	39
Table 7.2:	Staffordshire Year 9 survey comparison	39
Table 8.1:	Participation in physical activity with parents/carers in last year	40
Table 8.2:	Staffordshire Year 9 survey comparison	40
Table 9.1:	Barriers to participation out of school	41
Table 9.2:	Staffordshire Year 9 survey comparison	42
Table 10.1:	Three favourite sporting activities	43
Table 10.2:	Top sports named by respondents	44
Table 11.1:	Physical activity/ sport played out of school	45
Table 11.2:	Sports cross referenced against SE and SAS sports	46
Table 11.3:	Staffordshire Year 9 survey comparison	47
Table 12.1:	Physical activity/ sport respondents would like to do	47
Table 12.2:	Sports cross referenced against SE and SAS sports	48
Table 12.3:	Staffordshire Year 9 survey comparison	49
Table 14.1:	Disabled population	51
Table 15.1:	Response rate	51
Table 15.2:	Response by local authority	52
Table 15.3:	Local authority disabled population and respondents	52
Table 16.1:	Respondents by gender	53
Table 16.2:	Respondents by age	53
Table 16.3:	Respondents by disability	53
Table 16.4:	Multiple impairments	54
Table 17.1:	Method of transport	54
Table 18.1:	Visits to local leisure centre last year	54
Table 19.1:	Participation in physical activity/ sport in last year	55

Table 20.1: Desire to take part in physical activity/ sport more often	55
Table 21.1: Barriers to participation	55
Table 21.2: Sport England survey comparison	56
Table 22.1: Support needed to take part in physical activity/sport	56
Table 22.2: Sport England survey comparison	57
Table 23.1: Physical activity/ sport played by respondents	58
Table 24.1: Physical activity/ sport respondents would like to play	59
Table 24.2: England Survey comparison	60
Table 25.1: Physical/sports activities undertaken at Day Services	61
Table 29.1: Staffordshire and Stoke-on-Trent Sports Colleges	65
Table 30.1: Lunch time clubs – Special Schools	66
Table 30.2: After school clubs – Special Schools	66
Table 35.1: Leisure centre accessibility/ user friendliness	69
Table 35.2: Pool area	69
Table 35.3: Staff industry disability awareness training	69
Table 35.4: Marketing to disabled people	70
Table 36.1: Accessibility/ user friendliness – private health clubs	71
Table 36.2: Marketing to disabled people	71
Table 37.1: Special Olympics Sports Clubs	72
Table 39.1: Coaches by sport	72
Table 45.1: Riding Groups	76
Table 48.1: Disability Swimming Clubs	78

Appendices

Appendix 1: Organisations which support disabled people	80
---	----

Acknowledgements

The report has been written by Tina Dunn, Staffordshire Disability Sport Project Co-ordinator, who managed the project on behalf of the English Federation of Disability Sport. The author wishes to thank:

- Disabled children, young people and adults in Staffordshire and the City of Stoke-on-Trent for their tremendous response to the survey
- Statutory and voluntary organisations which support disabled people in Staffordshire and Stoke-on-Trent as listed in Appendix 1
- Statutory Leisure Providers, Education and Social Services in Staffordshire and Stoke-on-Trent. With special thanks to the Co-ordinator for Disabled Children Staffordshire County and the Social Services Day Service Managers in Staffordshire and Stoke-on-Trent
- Blackfriars School in Newcastle for piloting the children's survey. My Voice My Choice, ASIST in Stoke-on-Trent, and Day Services in Staffordshire and Stoke-on-Trent for piloting the adult questionnaire
- Disabled people, Sports Development Officers, Leisure/Sports Centre Managers, SAFE Angling - Stoke, Sailability - Rudyard, Upper Limits - Longnor, the Cricket Federation for People with Disabilities, the coaches and volunteers who made the 6th September 'launch day' a success.
- The Advisory Group with special thanks to John Borthwick and Carol Palin



**English Federation
of Disability Sport**

Introduction:

Staffordshire County and the City of Stoke-on-Trent



Staffordshire is the fifth largest county in England and Wales, with a substantial urban and rural diversity covering over 272,000 hectares. The county is divided into eight districts or boroughs, plus the city of Stoke-on-Trent, a unitary authority. Results from the 2001 census record the population of Staffordshire including Stoke-on-Trent standing at 1,031,135.

The Research Project

In 2001 a 'Sporting Opportunities for Disabled People Steering Group' was formed, comprising the English Federation of Disability Sport (EFDS), Sport Across Staffordshire (SAS), Staffordshire University. The Group commissioned a three month research project which carried out an audit of leisure and sporting activities for disabled people in Staffordshire.

The project highlighted the need for additional research, therefore members of SAS: the eight local authorities who form Staffordshire County, Staffordshire Education Authority, the City of Stoke-on-Trent and Staffordshire University supported a proposal and contributed financially to a 12 month research project. Funding was obtained from the Sport England Active Communities Development Fund programme with EFDS contributing both financially and by hosting the post at its Alsager headquarters.

Aims and Objectives

The aims of the research were to:

1. Find out where disabled children, young people and adults are dispersed across Staffordshire County and the City of Stoke-on-Trent; identify their sport, physical and leisure activity needs and aspirations; the difficulties they face, and what can be done to make it easier for them to take part in the activities of their choice.
2. Review current provision for sport, physical and leisure activity and the level of support for disabled people in leisure centres, gyms and sports clubs.
3. Assess the need for a 'united disability sports voice' and a county wide Disability Sports Forum.

The following objectives were set:

1. To ensure that disabled people have the opportunities to participate in current and future sporting provision.
2. Develop a database of information that will identify the disability community across Staffordshire and Stoke-on-Trent.
3. Create an accessible information database relating to all aspects of mainstream sports provision.
4. Establish a database of schemes that engaged with disabled people and sport, leisure and recreation.
5. Identify and disseminate information regarding training and coaching provision relating to physical education, leisure, sport and disability.
6. Produce a final analysis of the research findings, incorporating where appropriate, recommendations.



**English Federation
of Disability Sport**

Advisory Group

(Chair) Regional Manager, EFDS West Midlands	Dennis Hodgkins
Manager Sport Across Staffordshire	Joanne Appelby
Community Services Manager Newcastle Borough Council	Colin Ayres
Paralympian Swimmer	Jenny Booth
Sports Development Officer, Stoke-on-Trent	Sue Brereton
Head of PE, Blackfriars School	Carol Palin
Director, Regional Performance Centre, Staffordshire University	Paul Ryan
Disability Solutions and Newcastle PCT	John Borthwick



Methodology

The project was split in to three separate research studies to:

1. Find out where disabled children and young people (aged 5– 19) are dispersed across Staffordshire County and the City of Stoke. Identifying their sport, physical and leisure activity needs and aspirations; the difficulties they face, and what can be done to make it easier for them to take part in the activities of their choice.
2. Find out where disabled adults are dispersed across Staffordshire County and the City of Stoke; identifying their sport, physical and leisure activity needs and aspirations; the difficulties they face, and what can be done to make it easier for them to take part in the activities of their choice.
3. Review current provision for sport, physical and leisure activity and the level of support for disabled people in leisure centres, gyms and sports clubs.

The results from the three studies were used to assess the need for a 'united disability sports voice' and county wide Disability Sports Forum.

The methodology utilised the following research techniques to obtain qualitative and quantitative data:

1. Desk research
2. Networking and meeting with the disabled community, leisure and sport providers and key statutory and voluntary organisations which support disabled people
3. A county wide 'taster day' when disabled people could try sports and physical activities to launch the questionnaire
4. A questionnaire survey

The programme of research was implemented separately in each of the three studies.

Three research studies were used for comparison purposes: Disability Survey 2000, Young People with a Disability and Sport (Sport England); Adults with a Disability and Sport National Survey 2000-2001 (Sport England) and Year 9 Young People's Sport Survey December 2003 (Sheffield Hallam University).



**English Federation
of Disability Sport**

KEY FINDINGS STUDY 1- CHILDREN AND YOUNG PEOPLE

The population of disabled children in Staffordshire and Stoke-on-Trent schools is 4119. Of the 4119 disabled children:

- 2859 are in 22 special schools and 1260 are in mainstream education


The survey covered children and young people 5 – 19. 3900 questionnaires were distributed. 1326 completed questionnaires were returned, giving a 34% response rate.



Profile of Respondents

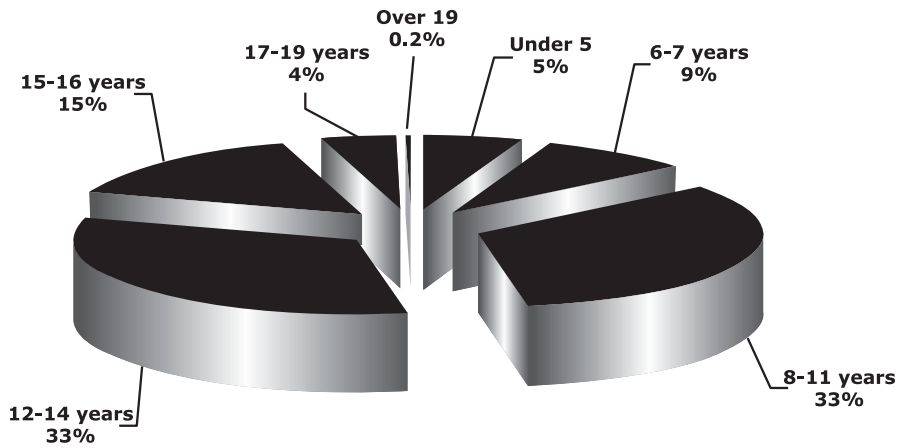
- 85% per cent of respondents were in special schools and 14% were in mainstream schools. 1% did not state which school they attended

Respondents by Gender

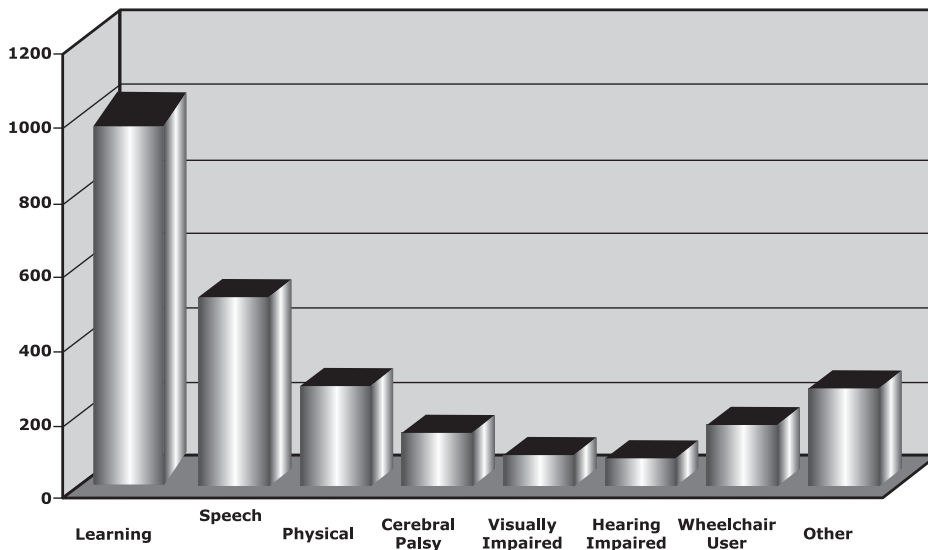


- 64% of respondents were boys and 35% were girls. This correlates with the population by gender of disabled children in special schools

Respondents by age

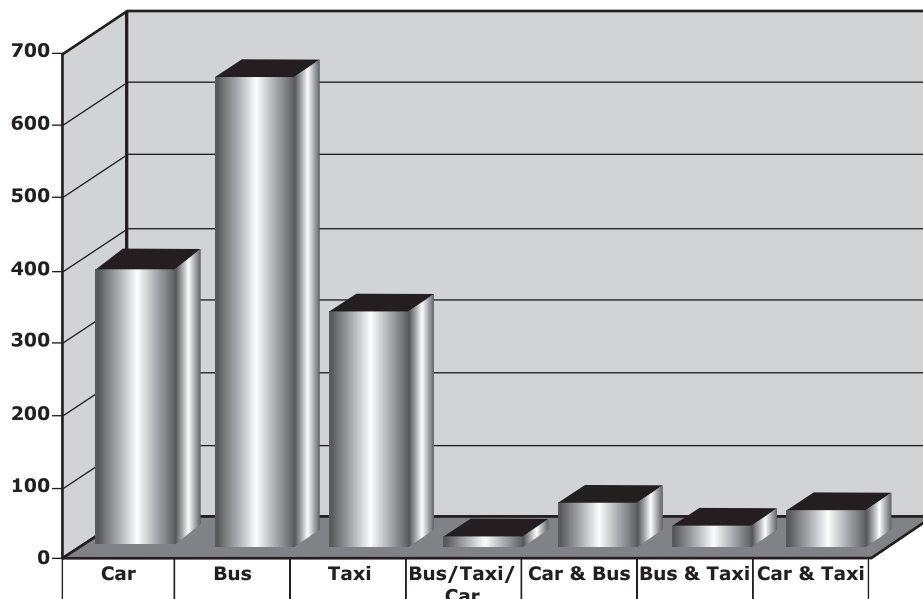


- 17% of responses were from children aged 13-14 in Staffordshire schools, which enabled a comparison with the 2003 Staffordshire Young People and Sport Year 9 Study



- 76% per cent of respondents had learning difficulties
- 38% had speech and communication problems
- 20% of respondents had physical impairments
- 12% were wheelchair users
- 11% had cerebral palsy,
- 6% had a hearing impairment
- 6% were visually impaired
 - 44% had a single impairment
 - 28% had two impairments
 - 16% had three impairments

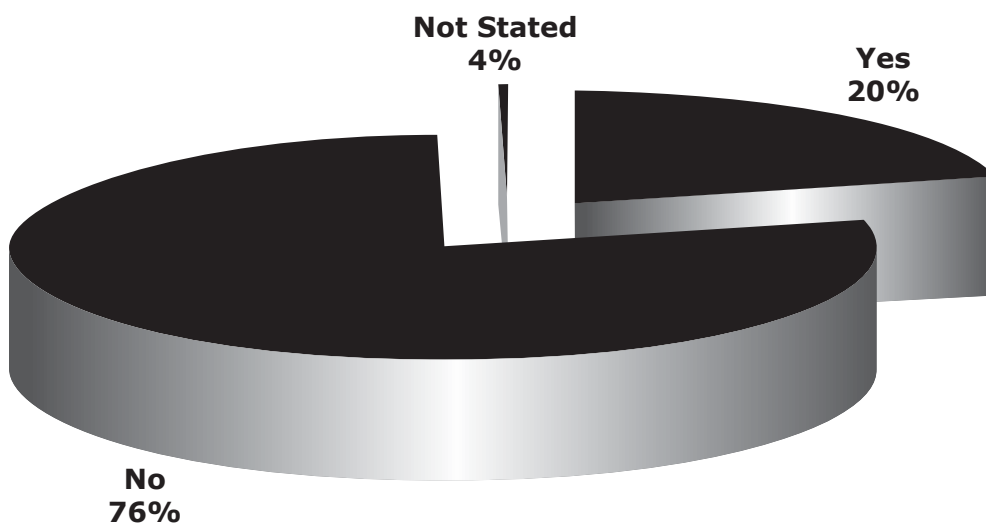
Transport



- 50% travelled by bus or mini bus
- 29% by car
- 25% by taxi

Sports Club Membership

Belong to a Social Activities Club



- Of the 20% of respondents who belonged to a sports club at school, 73% were boys and 27% were girls

Belong to out of School Club



- 23% of respondents belonged to a sports club out of school. *This compares with 12% of respondents to the Sport England Disability Survey (SEDS) 2000*

Participation in physical activity and sport

- 58% of respondents had participated in physical activity with their parents or carers during the past year. *This compares with 47% of respondents to SEDS 2000*



English Federation
of Disability Sport

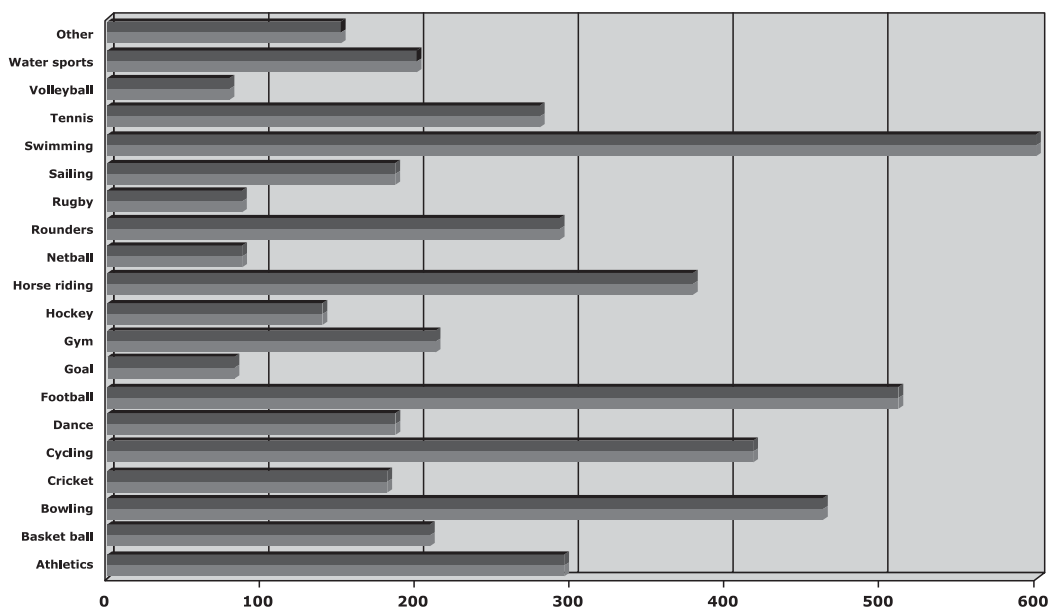
Barriers to participation in physical activity and sport given by respondents:

- 36% needed support in getting to the facilities to participate:
 - 14% had nobody to go with, *(compared to 25% of respondents to SEDS 2000)*
 - 12% said they had no access to transport, *(compared to 32% of respondents to SEDS 2000)*
 - 10% had nobody to take them



- 19% felt people would not understand their disability. *(This compares with 19% of children in Sport England Disability Survey)*
- 12% were concerned about people's reactions
- 30% did not know where to play sport. *(34% of respondents to SEDS 2000 stated local facilities were not suitable)*
- 20% were not encouraged to play sport. *(Only 2% of respondents to SEDS 2000 stated their family were not keen on them doing sport)*
- 15% said it was too expensive *(compared to 37% of respondents to SEDS 2000)*

Most popular sports and physical activities played out of school



- 45% swimming
- 39% football
- 35% bowling
- 45% swimming
- 39% football
- 31% cycling
- 29% horse riding
- 22% athletics and rounders
- 21% tennis
- 16% gymnastics and basketball
- 15% watersports
- 14% cricket, sailing and dance
- 10% hockey
- 7% rugby and netball
- 6% goalball and volleyball

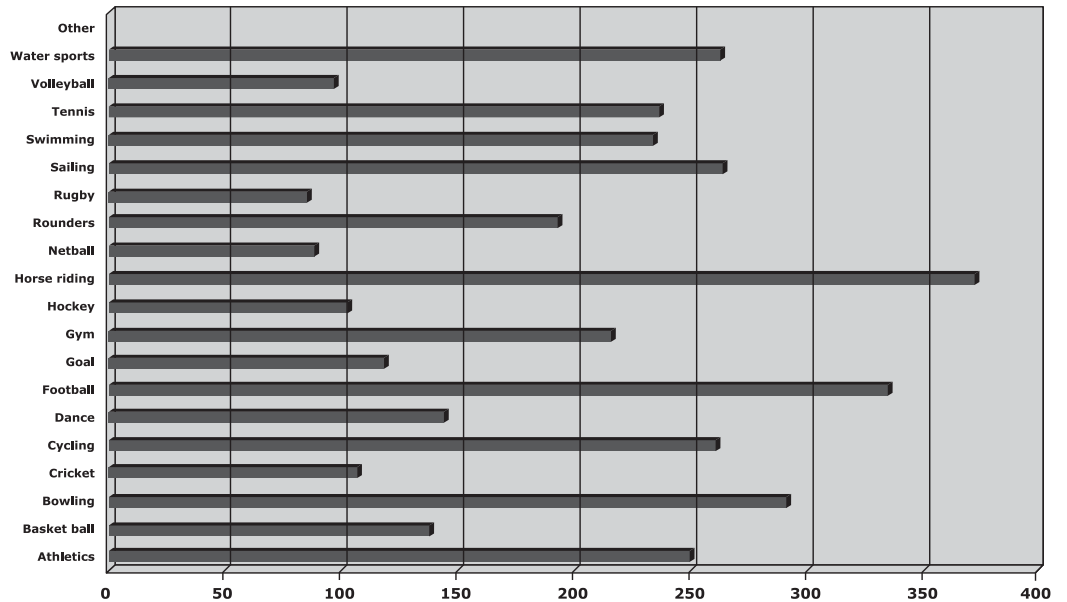


**English Federation
of Disability Sport**

This compares with swimming, football, cycling, other game skills, walking and gym, in SEDS 2000.

Sports respondents would like to take part in out of school

Would like to play



- 28% horse riding
- 25% football
- 22% bowling
- 20% cycling, sailing and watersports
- 19% athletics
- 18% swimming and tennis
- 16% gymnastics
- 14% rounders
- 11% dance
- 10% basketball
- 9% goalball
- 8% cricket
- 7% hockey and volleyball
- 6% netball and rugby

KEY FINDINGS STUDY 2 – ADULT

As there are no accurate statistics for the number of disabled people in Staffordshire and the City of Stoke-on-Trent, a figure of 47,425 has been used for this report. This figure is the number of people Permanently Sick or Disabled.

A total of 3,400 questionnaires and freepost envelopes were mailed out to public libraries, council offices, Shopmobility outlets, supported employment providers and statutory and voluntary organisations listed in Appendix 1.

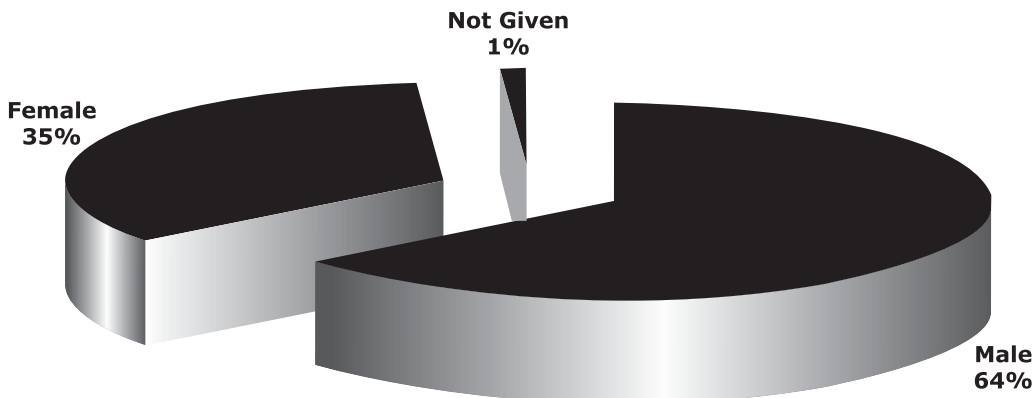
A response rate of 28% was achieved with 951 questionnaires returned.



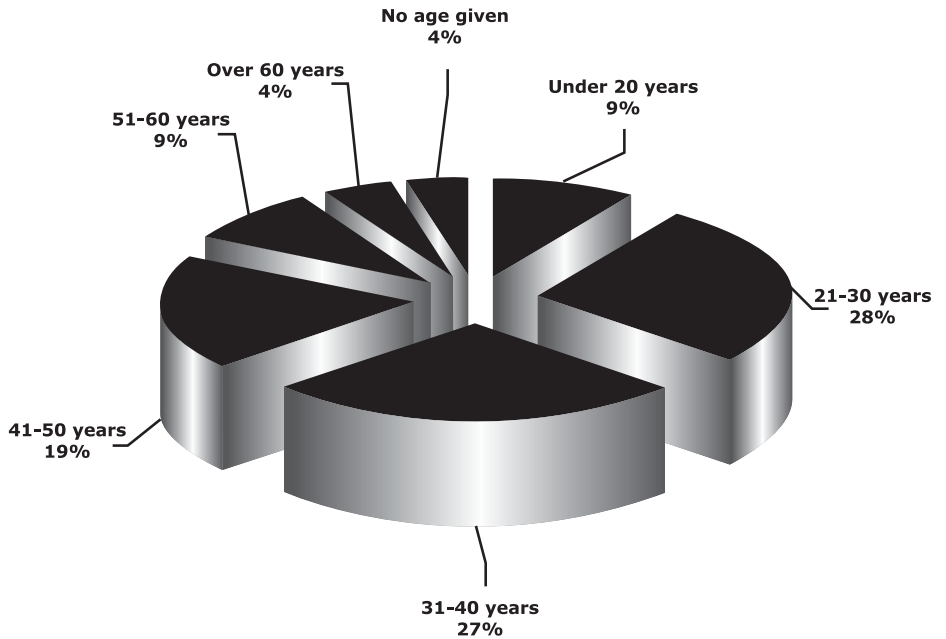
English Federation
of Disability Sport

Profile of Respondents

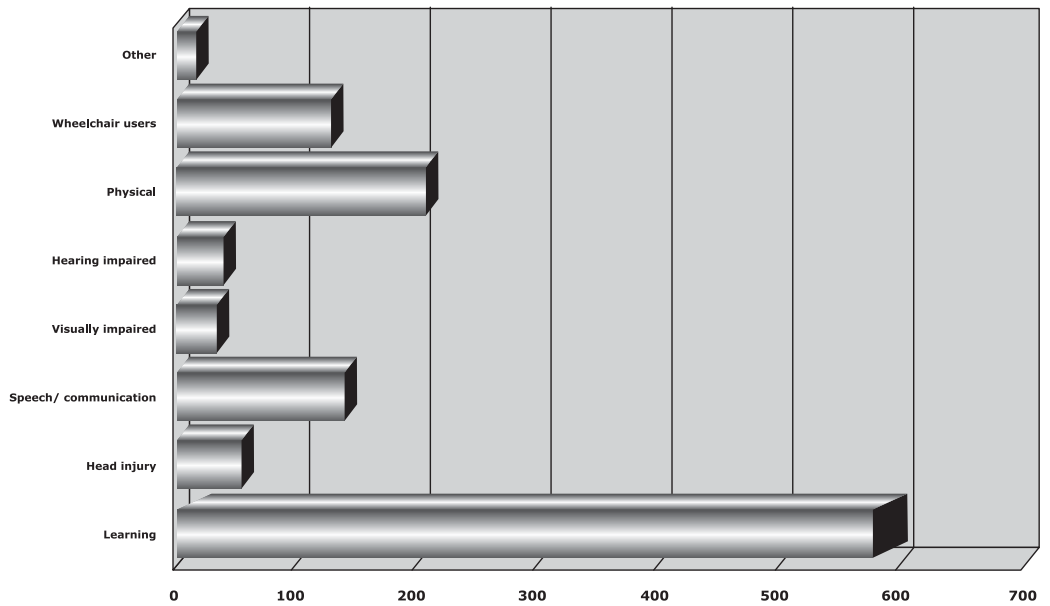
Respondents by Gender



Respondents by age



Respondents by impairment

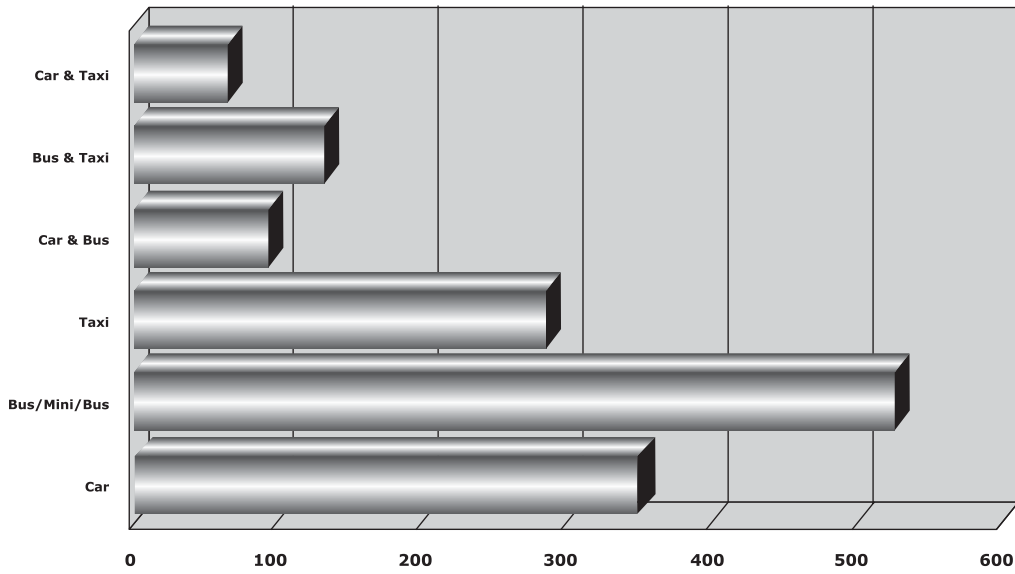


- 63% respondents had learning difficulties
- 23% had physical impairments
- 14% were wheelchair users
- 16% had speech and communication difficulties
- 7% had a head injury
- 5% had a hearing impairment
- 5% a visual impairment
- 64% had a single impairment, 25% had two impairments and 7% had three impairments



Transport

Transport used

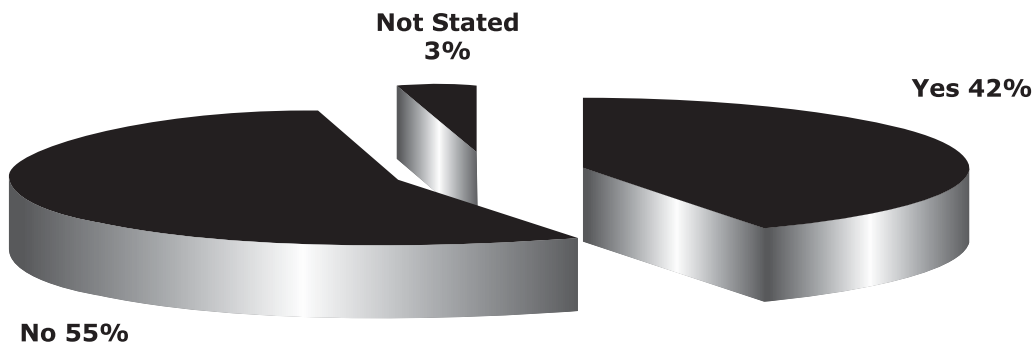


- 56% bus or mini bus
- 37% car
- 31% taxi



English Federation
of Disability Sport

Participation in physical activity and sport at leisure centre



Participation in physical activity and sport

- 57% respondents had taken part in physical activity or sport for fun in the last year
 - Of the respondents who had taken part, 40% had taken part more than ten times
- 77% per cent of respondents said they would like to take part in physical activity and sport more often



English Federation
of Disability Sport

Barriers to participation in physical activity and sport:

- 41% did not have the transport (*compared to 2% of respondents to Adults with A Disability and Sport National Survey (ADSNS) 2000-2001, who had difficulties with transport*)
- 40% did not know what was available
- 25% said they could not afford, (*compared to 4% of respondents in the ADSNS 200-2001 survey*)
- 20% did not know where the leisure and sports facilities were
- 14% did not have the time to go, (*compared to 30% of respondents to the ADSNS 2000-2001*)
- 12% said the leisure and sports facilities were too far away, (*compared to 4% of respondents in the ADSNS 2000-2001 survey*)

The support respondents needed to enable respondents to take part:

- 62% of respondents wanted someone to supervise them to ensure safety, *(compared to 9% of respondents to the ADSNS 2000-2001)*
- 58% asked for someone to advise them what they can try, taking into account their disability, *(compared to 14% of respondents to the ADSNS 2000-2001)*
- 44% wanted someone just to keep them company, *(compared to 8% of respondents to the ADSNS 2000-2001)*
- 29% required information and instructions in a suitable format
- 28% required help with communicating with others, *(compared to 1% of respondents to the ADSNS 2000-2001)*

Physical support requested by respondents included:

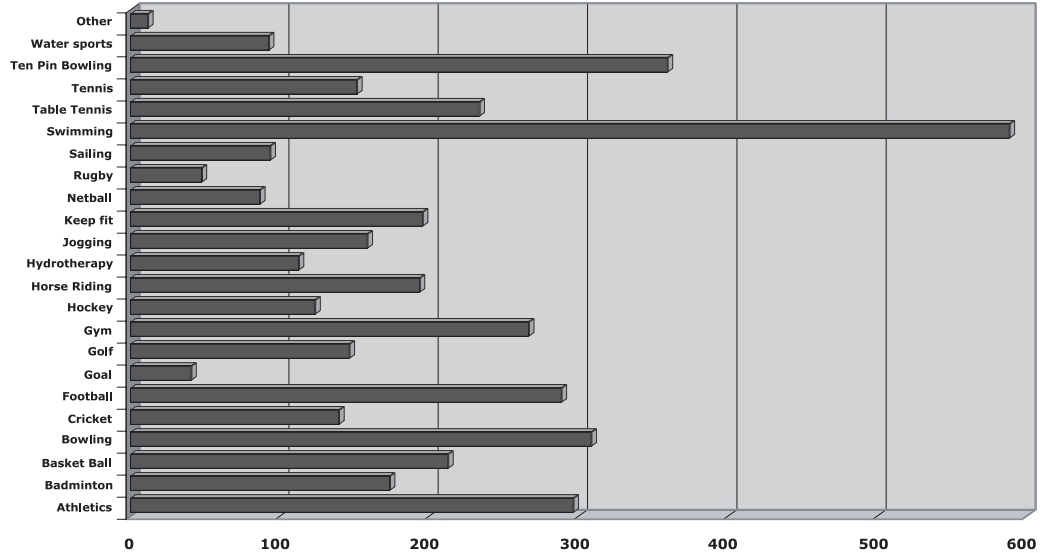
- 19% per cent of respondents required help using transport, *(compared to 5% of respondents to the ADSNS 2000-2001)*
- 16% needed physical support, *(compared to 6% of respondents to the ADSNS 2000-2001)*
- 13% asked for improved access to buildings, *(compared to 3% of respondents to the ADSNS 2000-2001)*
- 8% said they needed better parking facilities, *(compared to 2% of respondents to the ADSNS 2000-2001)*

Respondents also asked for: respect and empathy; Disability Awareness Training for staff; one to one induction and for the blue badge scheme not to be abused



English Federation
of Disability Sport

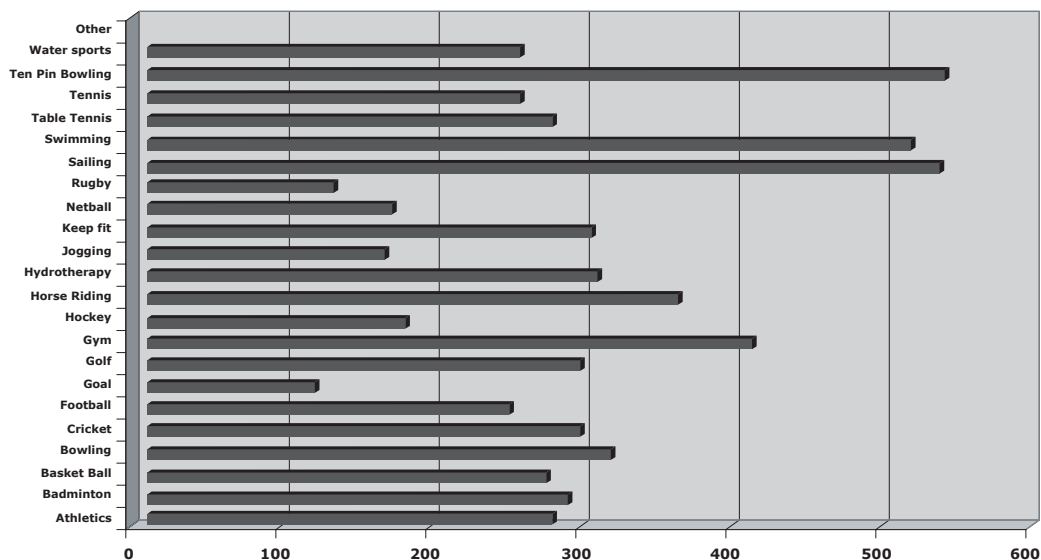
Sports respondents participate in



- 62% swimming
- 38% ten pin bowling
- 32% bowling
- 31% athletics
- 30% football
- 28% gym workout
- 25% table tennis
- 22% basketball
- 21% keep fit and aerobics
- 20% horse riding
- 18% badminton
- 17% jogging
- 16% tennis
- 15% golf and cricket
- 13% hockey
- 12% hydrotherapy
- 10% water sports and sailing
- 9% netball
- 5% rugby
- 5% goalball

Sports respondents would like to participate in

Would like to participate



- 27% sailing and ten pin bowling
- 26% swimming
- 21% gym workout
- 18% horse riding
- 16% bowling
- 15% cricket, golf, hydrotherapy and keep fit/ aerobics
- 14% athletics, badminton, basketball and table tennis
- 13% tennis and water sports
- 12% football
- 9% hockey
- 8% jogging and netball
- 6% goalball and rugby



English Federation of Disability Sport

Social Services Day Services

There are nine Day Services in Staffordshire and two in Stoke-on-Trent. Physical activity and sport is a part of the service users 'Person Centred Plan', which aims to develop community inclusion.

Top ten physical activities/sports undertaken by Day Services users were: swimming, athletics, gym workout, keep fit, football, golf, dance walking, horse riding and bowling.

For Staffordshire Day Service users, Chase Day Service organise:

- an annual athletics meeting at Cannock Sports Stadium in August/ September at which over 200 athletes compete; a 5 a-side football league with a football tournament in April to end the season.

Day Services Managers said they had difficulty in finding:

- coaches who are skilled in working with adults who have a learning difficulty for the sports activities they undertake
- venues in the community where the sports activities can take place

Activities Day Services Managers would like to offer table top activities, allowing the less able to participate in events.



English Federation
of Disability Sport

KEY FINDINGS STUDY 3 – PROVISION

As provision covers such a wide spectrum this research study was segmented in to the following:

- Children and young people – provision linked to education
- Holiday Play Schemes
- Public Sector Leisure Centres
- Private Health & Fitness Clubs
- Special Olympics
- Disability Sport Partnerships
- Coaches
- Sports: Athletics, Badminton, Dance, Football, Hockey, Horse Riding, Rugby, Sailing , Swimming and Tennis
- Sport and Social Clubs for disabled people
- Events

Education

Of 4119 disabled children in Staffordshire and Stoke-on-Trent schools: 2859 are in 22 special schools and 1250 are in mainstream schools.

The English Federation of Disability Sport West Midlands organises the Special School PE Teachers' Forum which meets every four months.

Outreach Centres

Staffordshire County have six key outreach centres which oversee a cluster of secondary and primary schools.

Sports Colleges

There are five sports colleges: three in Staffordshire and two in Stoke-on-Trent. 45% of the special schools are in the college school sports partnership.



**English Federation
of Disability Sport**

* All Stoke-on-Trent schools are in the partnership.



Sports College	High School	Middle School	Primary School	Special School
Berry Hill *	5		22	2
Biddulph	2	5	24	1
Cheslyn Hay	5	3	30	2
Hagley Park	6		34	2
Holden Bridge *	7		38	3

Special Schools – Lunch time clubs

School	Activities
Aynsley *	Dance
Blackfriars	Football, Electric Wheelchair Football, Senior Games, Primary Games, Swimming, Kwik Cricket, Hockey, Basketball and Tennis
Coppice	5 a side Football, Basketball and Unihoc
Heathfield *	Hockey and Football
Kemball *	Keep Fit, Football and TOPPS
Marshlands	TOPPS
Meadows	Football and Table Top Games
Park	Netball, Football and Cross Country
Rocklands	Football and Netball skills
Walton Hall	Boxing
Wightwick Hall	Football, Netball, Cricket and Rounders

Special Schools – after school clubs

School	Activities
Aynsley *	Dance Workshops, Football and Gym/ Multi Sports
Blackfriars	Football, Basketball and other games - depending on availability of coaches and funding
Cicely Haughton	Karate and Football
Heathfield *	Cycling at Dimensions
Horton Lodge	Gym Club
Kemball *	Ad hoc Football and Games
Middlehurst *	Cycling at Dimensions
Park	Netball and Cross Country
Queens Croft	Football and Trampoline when new teacher takes up post
Quince Tree	Duke of Edinburgh Award Scheme
Stretton Brook	Football, Hockey and Basketball
Walton Hall	Gym

The above twelve (55%) schools, have after school clubs.

The main barrier to setting up and running an after school club is transport, as most children go home by taxi/ mini bus. Other barriers include: the good will of qualified teachers and welfare staff, and the availability of coaches to run the clubs.

North Staffs Special School Sports Association

Six special schools belong to the North Staffs Special School Sports Association. The association enables pupils of all abilities to participate in a wide range of sporting activities.

Partnership Youth Games

The third Staffordshire Partnership Youth Games will take place on 12th June 2004. Lack of transport and the availability of qualified teaching staff to accompany the children preclude the Special Schools' children taking part in the games. Youth Games for Special Schools will be held on Wednesday 9th June 2004.



English Federation
of Disability Sport

Holiday Play Schemes

In Staffordshire, nine play schemes for children with special needs ran in the summer break 2003.

Public Sector Leisure Centres

- Questionnaires were sent to the 29 Leisure Centres in Staffordshire and Stoke-on-Trent. A 97% response rate was achieved with the following:
- 82% have adequate parking bays
- 57% the access to building was disabled people friendly
- 75% have accessible toilets, 79% lockers and 64% showers
- 75% have a big cubicle
- 39% have a hearing loop
- 57% the fitness suite is obstacle free
- 39% the equipment is suitable for wheelchair users
- 73% have a pool hoist



English Federation
of Disability Sport

Staff Disability Awareness Training specific to the fitness industry:

- No staff had received disability awareness training specific to the fitness industry in 11 leisure centres
- Seven leisure centres have 50% of staff who have received training
- Staff in 9 leisure centres had gained a sign language qualification

Marketing to disabled people:

- 50% consult with disability groups on service improvements
- 25% have a disabled person on the user group
- 29% have promotional material in other formats
- 75% offer special concessions for disabled people and their carers

Usage of facilities by disability groups

- 71% of facilities are used by disability groups on a regular basis

Private Health & Fitness Clubs

Questionnaires were sent to the nine major private health and fitness clubs. Three questionnaires were returned. Visits were made to a further three clubs and questionnaires completed.

This gave a total 66% response rate:

- 100% have disabled parking bays, accessible lockers, showers and toilets
- 66% have a big cubicle
- 40% have a pool hoist
- 100% the fitness suite obstacle free and equipment was suitable for wheelchair users
- 17% have promotional material in other formats

Special Olympics

Special Olympics North Staffordshire have qualified coaches and run: athletics, basketball, football and swimming clubs. Special Olympics Mid Staffs runs an athletics club.



**English Federation
of Disability Sport**

Disability Sports Partnerships Able Too

The Able Too Forum in East Staffordshire is a group of clubs who work together to increase opportunities for disabled people to reach their full potential in a range of sports and activities.

The Forum organises the annual Able Too Games.

The Chase Sportability Development Group

The group was set up to promote disability sport in the Cannock Chase area. The group organises an annual Disability Festival of Cricket and Bowls.

Coaches

Four Coaching Disabled Performers Courses were run by Sport Across Staffordshire, with a total of 51 participants:

Sport	Number
Basketball	1
Cricket	12
Football	9
Hockey	1
Rugby	8
Swimming	11
Unidentified by sport	9



Two athletic coach training courses were organised by the West Midlands Disability Athletics Focus Group at Tamworth Athletics Club:

- 8 coaches completed the adult course
- 10 teachers completed the children and young people's course

Coaches from five Rugby Clubs have attended a Sports Coach UK Equity Training course.

Sports

Athletics

Self completion questionnaires were sent to 37 athletics clubs. 12 completed questionnaires were returned giving a 32% response rate. The respondents had:

- A membership of 1287
- 18 disabled athletes (1% of membership)
- 10 disabled athletes belonged to the Cannock & Rugeley Athletic Club

Badminton

The Badminton Development Officer is working with three special schools as part of the Badminton into Schools Initiative.

Dance

Frontline Dance is an integrated dance company which offers a programme of performance, education and outreach work for disabled and non-disabled people. The dance company works with Aynsley Special School.

Football

The Staffordshire Football Association Disability Football Group oversees disability football, in Staffordshire and Stoke-on-Trent. Activities include:

Running coaching disabled footballers courses

Training special schools in Soccability

Disability Coaching Centre in East Staffs

FA Disability Coaching Centre at the Stoke City Academy

Port Vale FC Community Scheme

Stoke City Football Club coaching

Hockey

Two courses have been run and there are 12 qualified coaches. Zone Hockey is being launched and taster sessions run for children, young people and adults.

Horse Riding

There are seven Riding for the Disabled Association Groups: Beecroft Group, Cannock Chase Group; Endon Group, North Staffordshire Group; Gartmore Group, South Staffs, Lichfield Group; Stafford Group and Tettonhall Group.

The seven groups offer over 22 regular weekly sessions to disabled people.

Rugby

There are 31 Rugby Clubs in Staffordshire and Stoke-on-Trent. The following are results from the RFU 2003 questionnaire:

- 7 clubs have members with a visual impairment



English Federation
of Disability Sport

- 3 clubs have members with a hearing impairment
- 10 clubs have members with the physical impairment
- 3 clubs have members with a learning disability

Sailing

RYA Sailability has custom built facilities and sailing craft for disabled people. The club has qualified coaches and is in the process of becoming a registered training centre for the RYA.



Swimming Disability Clubs

Telephone calls were made to the 14 swimming clubs for disabled people in Staffordshire.

Mainstream clubs

Questionnaires were sent out to the 13 Amateur Swimming Association Affiliated Clubs. Four questionnaires were returned giving a 31% response rate.

The respondents had:

- A membership of 740
- 20 disabled members
- 19 disabled swimmers belonged to the City of Stoke-on-Trent Athletic Club Swimming Section (COSACSS).

Tennis

Draycott Leisure Centre & Tennis Club has an LTA trained coach who works with people with learning disabilities. 35 disabled young people from Strathmore College in Stoke-on-Trent regularly play tennis and take part in physical activities at the club. Four young people play in the mainstream tennis group

Sports and Social Clubs for Disabled People

There are 27 sports and 19 social clubs for disabled people in Staffordshire and Stoke-on-Trent.

Events

Sportability in Cannock Chase in partnership with the Cricket Federation for People with disabilities organise an annual Disability Festival of Cricket and Bowls, at Cannock and Rugeley Cricket Club.

Rotary District 1210 organise a Sports Day for Disabled People at the Beaconside Leisure Centre, Staffordshire University, Stafford site. Activities offered include: archery, basketball, bowls, darts, golf, penalty shoot out and table tennis.



**English Federation
of Disability Sport**

KEY FINDINGS – STUDIES 1 & 2

2277 completed questionnaires were returned, which proves physical activity and sport is important to disabled people.

Respondents by impairment

	Children	Adults	Total
Learning difficulties	1014	602	1616
Speech/ communication	507	149	656
Physical	271	214	485
Wheelchair users	163	137	300
Visually impaired	84	43	127
Hearing impaired	73	47	120
Cerebral Palsy	144		144
Head Injury		63	63
Other	263	16	279



English Federation
of Disability Sport

Top six sports respondents played

	Done Children	Done Adult	Total
Bowling	462	309	1571
Swimming	600	589	1189
Football	511	289	800
Athletics	295	297	592
Horse Riding	378	194	572
Tennis	279	152	431

Top six sports respondents would like to play

	Would like to Children	Would like to Adult	Total
Basketball	133	129	620
Sailing	265	257	522
Horse Riding	372	172	544
Swimming	233	248	481
Football	332	118	450
Bowling	288	151	439

Support respondents need to take part

	Adults
Someone to supervise me to ensure safety	589
Someone to advise me what I can try taking into account my disability	553
Help with communicating with others	269
Information in a suitable format	278

Barriers to participation

Barrier	Children	Adults	Total
No access to transport	159	392	551
Have nobody to go with/ someone to keep me company	190	423	613
Have nobody to take me/ provide physical support/ need help using transport	129	336	465
Cannot use facilities – wheelchair user/ have walking difficulties	196	151	320
People will not understand my disability	251		
Concerned about people's reactions	163		
Don't know where/ what is available	402	573	975
It is too expensive/ I cannot afford it	196	241	437



English Federation
of Disability Sport

RECOMMENDATIONS

The response to the questionnaire has proved there is a need for 'a united disability sports voice' and a county wide Disability Sports Forum.

1. There are two 'sports voices' at present: AbleToo (East Staffs) and Sportability (Cannock Chase). It is recommended that:
 - a. Disabled people from Lichfield and Tamworth are given the opportunity to join AbleToo
 - b. Disabled people in Stafford and South Staffs are given the opportunity to join Sportability
 - c. A North Staffordshire Group representing Newcastle, Staffordshire Moorlands and Stoke-on-Trent is set up



**English Federation
of Disability Sport**

Representatives from the three groups would then form the County wide Disability Sports Forum with the Disability Sports Development

Taking on board the findings of the research project the Disability Sports Forum would make recommendations on sports development for disabled people in Staffordshire and the City of Stoke-on-Trent.

2. A Disability Sports Development Officer is recruited
3. The information on sports and physical activity provision which is on the Staffordshire Information Network Exchange Service (SINES) is kept up to date by the Disability Sports Forum

STUDY 1: CHILDREN AND YOUNG PEOPLE

1. Methodology

The desk research involved secondary research relating to the number of disabled children in special and mainstream schools in Staffordshire and the City of Stoke-on-Trent.

Two surveys were used for comparison purposes: Disability Survey 2000, Young People with a Disability and Sport (Sport England) and Year 9 Young People's Sport Survey December 2003 (Hallam University).

The primary research included a questionnaire. 22 special schools, key organisations, statutory and voluntary, were consulted, to ensure the questionnaire was easy to complete by children with all impairments. The questionnaire was piloted at Blackfriars School in Newcastle under Lyme in July 2003 and at Staffordshire Holiday Play schemes in August 2003.

The research took place between March and October 2003.

To create awareness of the survey, and obtain maximum press coverage, a launch was organised in September. Disabled people and their carers were invited to take part in sporting events at Leisure Centres and Sports Clubs in Staffordshire and Stoke-on-Trent. With qualified coaches on hand, over 240 people took advantage of the opportunity to try a range of activities including: archery, athletics, badminton, cricket, football, goalball, golf, sailing and swimming.

Some events were more successful than others. Over 60 people took part in events organised at Brough Park and Staffordshire Moorlands will run 'the day' as an annual event. An athletics Saturday club has been set up for children at Weston Road School, Stafford.

Invitations were sent to all Special Schools. As very few children came, follow up calls were made to the schools after the event to find out why pupils had not come. Transport was given as the main barrier to disabled children not participating in sporting events out of school.



**English Federation
of Disability Sport**

2. Demographics

Table 2.1 Profile disabled children in Staffordshire and Stoke-on-Trent schools

Disability	Boys	Girls	Total	School
Mild Learning Difficulties	1101	465	1566	Special
Severe Learning Difficulties	499	294	793	Special
Physical Disabilities	299	201	500	Special
Total children Special Schools	1899	960	2859	Special
Hearing Impaired			393	Mainstream
Visually Impaired			283	Mainstream
Physical Disabilities			584	Mainstream
Total children Mainstream Schools			1260	Mainstream
Base all children			4119	All schools



Seventy per cent of respondents were in 22 special schools and 30% were in mainstream schools.

Fifty-five per cent of children in special schools had mild learning difficulties, 28% had severe learning difficulties and 17% had physical disabilities.

Of the 30% of disabled children in mainstream schools, 54% had sensory impairments and 46% had physical disabilities.

Table 2.2: Profile disabled children by gender in Staffordshire and Stoke-on-Trent Special Schools

	Number	%
Boys	1899	66
Girls	960	34
Total	2859	

3. Response to questionnaire

Questionnaire distribution

The brief was for children over 5 to complete the questionnaires. The questionnaire stated that children were to fill in only one questionnaire, and they could ask someone to help them if necessary.

Questionnaires were delivered to Special Schools by local Sports Development Officers. All mainstream schools were sent 5 questionnaires, requesting that they ask their pupils with disabilities to complete them. Questionnaires were also sent out by the Co-ordinator for Disabled Children Staffordshire.

Table 3.1: Response

Number	%	
Total questionnaires distributed	3900	100
Total questionnaires returned	1326	34

Thirty-four percent is considered a good response rate and shows how important physical activity and sport is to disabled children and their parent/s carers.



**English Federation
of Disability Sport**

Table 3.2: Response by special and mainstream schools

School	Responses	%
Special	1127	85
Mainstream	181	14
Not stated	18	1
Base all	1326	100

Eighty-five per cent of respondents were in special schools. There was a 39% response rate from special schools.

It should be noted that one special school catering for 100 pupils with a mild learning disability elected not to complete any questionnaires.

Fourteen per cent of respondents were in mainstream schools. 15 mainstream schools advised they did not have any pupils with disabilities.

There was a 14% response rate from mainstream schools.

One school responded by saying: 'We are fortunate that none of our pupils have disabilities, so we were unable to help you with your questionnaire.'



English Federation of Disability Sport

4. Profile of Respondents

Table 4.1: Gender

	Total	%
Boys	854	64
Girls	458	35
Not stated	14	1
Base all	1326	

Sixty-four percent boys and 35% girls filled in the questionnaires. This correlates with the population of disabled children in special schools Table 2.1: 66% boys and 35% girls.

Table 4.2: Age

Age	Total	%
Under 5	72	5
6 - 7	112	9
8 - 11	432	33
12 - 14	431	33
15 - 16	203	15
17 - 19	55	4
20	2	0.15
No age given	19	1
Base all	1326	

Sixty-five per cent of respondents were 8 – 14, and 15% were 15 – 16. Response rates were low at 8% for 6 - 7 and 4% for 17 - 19 year olds.

Seventeen per cent of respondents in Staffordshire Schools were 13 -14 which enabled a comparison to the Year 9 Young People's Sport Survey undertaken in December 2003 in Staffordshire Schools, by Sheffield Hallam University. Tables: 7.2, 8.2, 9.2, 11.3 and 12.3.

Table 4.3: Disabilities

Disability	Total	%
Learning	1014	76
Speech/ communication	507	38
Physical	271	20
Wheelchair User	163	13
Cerebral Palsy	144	11
Visually Impaired	84	6
Hearing Impaired	73	5
Other impairments	263	20

Other impairments were: Achondroplasia, Aspergers Syndrome, Asthma, Autism, Brittle Bones, Development Co-ordination Disorder, Downs Syndrome, Dysplasia, Heart Defects, Russel Silver, Scoliosis, Spina Bifida, Spinal Muscular Atrophy and Vater Syndrome.



**English Federation
of Disability Sport**

Table 4.4: Multiple Impairments

Impairments	Total	%
Single	582	44
Two impairments	373	28
Three impairments	217	16
Four impairments	78	6
Five impairments	29	2
Six, seven & eight impairments	47	3
Base all	1326	

5. Method of transport

Table 5.1: Method of Transport

Method	Total	%
Car	388	29
Mini Bus	659	50
Taxi	330	25
Car, Mini bus & taxi	18	1
Car & Mini bus	67	5
Bus & taxi	29	2
Car & taxi	56	4



Fifty per cent of respondents said they travelled by mini bus, 29% by car and 25% by taxi. Dual and treble use of transport affected the user response.

6. Membership of physical activity/ sports club at school

Table 6.1: Membership of physical activity/sports club at school

Response	Total	%
Yes	269	20
No	1002	76
Not stated	55	4
Base all	1326	

Seventy-six per cent of respondents did not belong to a sports club at school. Of the 20% of respondents who belonged to a sports club at school 73% were boys and 27% were girls.

Respondents were asked to name the club they belonged to and 50% named a football club.

7. Membership of physical activity/ sports club out of school

Table 7.1: Membership of physical activity/sports club out of school

Response	Total	%
Yes	297	22
No	973	73
Not stated	56	4
Base all	1326	

Seventy-three per cent of respondents did not belong to a sports club out of school.

Of the 22% of respondents who belonged to a sports club at school 67% were boys and 32% were girls.

COSACSS (swimming), Crest, Disability Football Club, Dolphins, Stoke AC, SPIN, Sport R Us, and Unicorns were among the clubs mentioned by 145 respondents who named the club they belonged to.



**English Federation
of Disability Sport**

Table 7.2: Year 9 survey comparison

Response	13-14 olds %	Year 9 survey %
Yes	29	35
No	69	65
Not stated	3	

Thirty-five percent of Staffordshire Year 9 children belonged to a sports club out of school, compared to 29% disabled children.

8. Participation in physical activity and sports with parents/ carers in the last year

Table 8.1: Participation in physical activity & sport with parents/ carers in the last year

Response	Total	%
Yes	763	58
More than 10 times	500	66
Less than 10 times	263	34
No	489	37
Not stated	74	6
Base all	1326	100



In the last year 58% of respondents took part in physical activity out of school with their parents/ carers. *(This compares with 47% of respondents to the Sport England Disability Survey 2000 - SEDS 2000).*

Of the 763 respondents (58%) who took part, 66% were boys and 34% were girls.

Of the respondents who participated, 66% participated more than 10 times, and 34% less than 10 times.

Table 8.2: Year 9 survey comparison

Response	13-14 year olds %	Year 9 survey %
More than 10 times	20	50
Less than 10 times	19	33
No	40	17

Forty-two percent of disabled children had not participated in physical activity/ sport over the past year, compared to 17% Year 9 children. Of the disabled children who participated, 34% had done so more than ten times, compared to 50% of Year 9 children.

9. Barriers to participation in physical activity & sport out of school

Table 9.1: Barriers to participation - out of school

Reason	Total	%
Not encouraged to play sport	265	20
Don't know where I can play sports	402	30
I think people will not understand my disability	251	19
It is too expensive	196	15
I have nobody to go with	190	14
I am concerned about people's reactions	163	12
I have no access to transport	159	12
I have nobody to take me	129	10
Cannot use the facilities because I have walking difficulties	110	8
Cannot use the facilities because I use a wheelchair	86	6
I have other difficulties ****	181	14
Other reasons ****	179	14

Respondents were given the opportunity to give multiple barriers.

Thirty-six percent needed support in getting to the facilities to participate:

14% had nobody to go with, (*compared to 25% of respondents in SEDS 2000*)

12% had no access to transport, (*compared to 32% of respondents in SEDS 2000*)

10% had nobody to take them

Thirty-one per cent of respondents did not participate due to inhibition:

- 19% of respondents felt that people would not understand their disability, (*compared to 19% of respondents in SEDS 2000*)
- 12% were concerned about people's reactions



**English Federation
of Disability Sport**

Thirty per cent of respondents did not know where they could play sports, *(compared to 34% of respondents in SEDS 2000 who stated local facilities were not suitable)*.

Twenty per cent of respondents were not encouraged to play sport, *(compared to 2% of respondents in SEDS 2000, who stated their family was not keen on them doing sport)*.

Fifteen per cent said it was too expensive, *(compared to 37% of respondents in SEDS 2000)*.

Eight per cent of respondents could not use the facilities because they had walking difficulties and 6% were wheelchair users.

Other difficulties stated by respondents included: 'communication problems; changing rooms are not appropriate; the disabled changing room is in the men's section so mum cannot change me; pool temperature too cold in public baths; getting into the pool with a hoist is not very nice.'

Other reasons for not taking part included: 'don't know what is available for my disability; don't know which facilities have disabled access; don't feel what is on offer is suitable for my needs; have difficulty in coping with noise levels.'



Table 9.2: Year 9 survey comparison

Reason	13-14 year olds %	Year 9 survey %
Not encouraged to play sport	26	27
Don't know where I can play sports	31	30
I have no access to transport	15	15
It is too expensive	19	22

The same percentage of respondents in both surveys said they were not encouraged to play sport; did not know where they could play sport had no access to transport and it was too expensive.

10. Three favourite sporting activities

Table 10.1: Three favourite sporting activities

1 st Choice	Count	2 nd Choice	Count	3 rd Choice	Count
Swimming	364	Swimming	196	Swimming	110
Football	355	Football	127	Football	98
Running	44	Basketball	89	Basketball	65
Basketball	39	Running	44	Tennis	65
Horse riding	31	Horse riding	41	Hockey	38
Hockey	26	Tennis	40	Cricket	36
Dancing	18	Cricket	34	Running	32
Tennis	18	Bowling	39	Horse riding	26
Bowling	16	Hockey	29	Cycling	21
Cricket	16	Rugby	24	Bowling	18
Cycling	15	Cycling	20	Athletics	17
Fishing	13	Dancing	20	Rounders	17
Athletics	11	Netball	18	Netball	15
Netball	9	Rounders	18	Dancing	14
Rounders	9	Walking	15	Dance	13
Rugby	8	Gym	13	Golf	13
Gymnastics	7	Bike riding	12	Rugby	12
Trampolining	6	Golf	11	Ball games	11
Dance	5	Snooker	9	Walking	10

Respondents were asked to list their three favourite physical/sporting activities; Table 10.2 shows that top ten most popular sports were: swimming football, basketball, running/athletics, tennis, horse riding, hockey, cricket, cycling and dance.



**English Federation
of Disability Sport**

Table 10.2: Top sports named by respondents

Sport/activity	Total count	Sport England Top 20
Swimming	670	Yes
Football	560	Yes
Basketball	193	Yes
Running/ Athletics	156	Yes
Tennis	123	Yes
Horse Riding	104	Yes
Hockey	93	Yes
Cricket	86	Yes
Cycling	56	Yes
Dance	52	No
Rugby	44	Yes
Rounders	44	No
Netball	42	Yes
Golf	27	Yes
Gymnastics	23	Yes

Table 10.2 gives details of total number of mentions the sports received as a 1st, 2nd and 3rd choice. With the exception of dance and rounders, the 14 sports mentioned are Sport England Top 20 sports.



**English Federation
of Disability Sport**

11. Physical activity and sport played out of school

Table 11.1: Physical activity/ sport played out of school

Sport/ activity	Total	%
Athletics	295	22
Basketball	208	16
Bowling	462	35
Cricket	181	14
Cycling	417	31
Dance	186	14
Football	511	39
Goalball/ softball	82	6
Gymnastics	212	16
Hockey	139	10
Horse riding	378	29
Netball	87	7
Rounders	292	22
Rugby	87	7
Sailing	186	14
Swimming	600	45
Tennis	279	21
Volleyball	79	6
Water sports	200	15

The top six sports respondents had participated in out of school were: 45% swimming; 39% football; 35% bowling; 31% cycling; 29% horse riding and 22% athletics. *(The top six sports respondents in SEDS 2000 had participated in were: swimming, football, cycling, other game skills, walking and gym).*

Twenty-two per cent of respondents had played rounders, 21% tennis, 16% had taken part in gymnastics, 16% had played basketball, 15% had taken part in water sports and 14% had played cricket.



**English Federation
of Disability Sport**

Fourteen per cent of respondents had played cricket, participated in dance and had gone sailing. 7% had played netball and rugby, and 6% had played goalball and volleyball.

Table 11.2: Physical activity & sport played out of school

Sport/ activity	%	SE Top 20	SAS Sport
Swimming	45	Yes	Yes
Football	39	Yes	Yes
Bowling	35	No	No
Cycling	31	Yes	No
Horse riding	29	Yes	No
Athletics	22	Yes	Yes
Rounders	22	No	No
Tennis	21	Yes	Yes
Gymnastics	16	Yes	No
Basketball	16	Yes	No
Watersports	15	No	No
Cricket	14	Yes	Yes
Sailing	14	Yes	No
Dance	14	Yes	No
Rugby	7	Yes	Yes
Netball	7	Yes	No
Goalball	6	No	No
Volleyball	6	No	No

The above table shows the activities/ sports in order of popularity, cross referenced against Sport England (SE) Top 20 sports and Sport Across Staffordshire (SAS) sports.



Table 11.3: Year 9 survey comparison

Sport/ activity	13-14 year olds %	Year 9 survey %
Athletics	29	20
Basketball	27	20
Cricket	24	14
Dance	14	10
Football	47	16
Hockey	16	14
Netball	12	12
Rugby	12	11
Swimming	46	23
Tennis	24	23

Participation by disabled children in the Sport Across Staffordshire sports is significantly higher than Year 9 survey children.

12. Physical activity and sports respondents would like to take part in out of school

Table 12.1: Physical activity & sports would like to do out of school

Sport/ activity	Total	%
Athletics	249	19
Basketball	133	10
Bowling	288	22
Cricket	109	8
Cycling	262	20
Dance	141	11
Football	332	25
Goalball	119	9
Gymnastics	216	16
Hockey	102	7
Horse riding	372	28
Netball	82	6
Rounders	186	14
Rugby	79	6



English Federation
of Disability Sport



Sport/ activity	Total	%
Sailing	265	20
Swimming	233	18
Tennis	237	18
Volleyball	96	7
Water sports	262	20
Other	151	11

The top sports respondents would like to take part in out of school were: horse riding 28%, football 25%, bowling 22%, cycling, sailing and water sports 20%, athletics 19%, and swimming and tennis 18%.

Eleven per cent of respondents listed other sports including: badminton, golf, boxing, squash, table tennis, boccia, jogging/running, orienteering, climbing, trampolining, fishing, judo/aikido/karate, gym workout, archery and wrestling.

Table 12.2: Physical activity & sport would like to play out of school

Sport/ activity	%	SE Top 20	SAS Sport
Horse riding	28	Yes	No
Football	25	Yes	Yes
Bowling	22	No	No
Cycling	20	Yes	No
Sailing	20	Yes	No
Watersports	20	No	No
Athletics	19	Yes	Yes
Swimming	18	Yes	Yes
Tennis	18	Yes	Yes
Gymnastics	16	Yes	No
Rounders	14	No	No
Dance	11	No	No
Basketball	10	No	No
Goalball	9	No	No
Cricket	8	Yes	Yes

Sport/ activity	%	SE Top 20	SAS Sport
Hockey	7	Yes	Yes
Volleyball	7	No	No
Netball	6	Yes	No
Rugby	6	Yes	No

The above table shows the activities/ sports respondents would like to do, in order of popularity, cross referenced against Sport England Top 20 sports and Sport Across Staffordshire sports.

Table 12.3 **Year 9 survey comparison**

Sport/ activity	13-14 year olds %	Year 9 survey %
Athletics	15	13
Basketball	10	24
Cricket	8	14
Dance	7	14
Football	21	14
Hockey	10	17
Netball	4	12
Rugby	7	17
Swimming	10	14
Tennis	15	21

With the exception of athletics and football, the percentage of Year 9 children wanting to take part in the above sports is far higher. This could be because participation by disabled children in these sports is higher see Table 11.3.



STUDY 2: ADULT

13. Methodology

The desk research included information on the disabled population in Staffordshire and the City of Stoke-on-Trent.

The Adults with a Disability and Sport National Survey 200-2001 published by Sport England was used for comparison purposes.



**English Federation
of Disability Sport**

The primary research included a questionnaire. This was piloted in July and August by Disability Solutions, My Voice My Choice, and ASIST in Stoke-on-Trent, and Day Services in Staffordshire. The researcher visited the nine Social Services Day Care Services in Staffordshire and Stoke-on-Trent, and organisations listed in Appendix 1, and met with disabled people, staff, carers and service users.

To create awareness of the survey, and obtain maximum press coverage, a 'taster day' was arranged for 6th September. Disabled people and their carers were invited to take part in sporting events at Leisure Centres and Sports Clubs in Staffordshire and Stoke-on-Trent. With qualified coaches on hand, over 240 people took advantage of the opportunity to try a range of activities including: archery, athletics, badminton, cricket, football, goalball, golf, sailing and swimming.

Some events were more successful than others. Over 60 people took part in events organised at Brough Park and Staffordshire Moorlands will run 'the day' as an annual event. Newcastle Borough Council has also organised a Health, Sport & Cultural weekend in April 2004. A Special Olympics Athletics Group has been set up at in Stafford.

Questionnaires and freepost return envelopes were mailed out to public libraries, council offices, Shopmobility outlets, supported employment providers and statutory and voluntary organisations listed in Appendix 1.

14. Demographics

Table 14.1: Disabled Population

Authority	Population	Permanently Sick of disabled
Cannock Chase	92126	4378
East Staffordshire	103770	3205
Lichfield	93232	2878
Newcastle-under-Lyme	122030	5983
South Staffordshire	105896	3316
Stafford	120670	3876
Staffordshire Moorlands	94489	4205
Stoke-on-Trent	240636	16677
Tamworth	74531	2907
Total	1047380	47425

Source: August 2002 Census

As there are no accurate statistics for the number of disabled people in Staffordshire and Stoke-on-Trent, a figure of 47,425 has been used for this report.



**English Federation
of Disability Sport**

15. RESPONSE

Table 15.1: Response rate

	Number	%
Total questionnaires distributed	3400	100
Total questionnaires returned	951	28

Twenty-eight per cent was considered a good response rate.

Table 15.2: Response by Authority

Authority	Number	%
Cannock Chase	81	8
East Staffordshire	75	8
Lichfield	52	5
Newcastle-under-Lyme	142	15
South Staffordshire	36	3
Stafford	97	10
Staffordshire Moorlands	90	9
Stoke-on-Trent	315	33
Tamworth	58	6
Other	5	
Total	951	

Although the return from Stoke-on-Trent at 33% appears to be high, Table 15.3 below shows the percentage response from disabled people in each local authority.

Table 15.3: Local authority disabled population and respondents

Authority	Disabled	Respondents	% Response
Cannock Chase	4378	81	2
East Staffordshire	3205	75	2
Lichfield	2878	52	2
Newcastle-under-Lyme	5983	143	2
South Staffordshire	3316	36	1
Stafford	3876	97	3
Staffordshire Moorlands	4205	90	2
Stoke-on-Trent	16677	315	2
Tamworth	2907	58	2
Not stated		4	
Total	47425	951	2

16. Profile of respondents

Table 16.1: Profile of Respondents by gender

	Total	%
Male	606	64
Female	332	35
Not stated	13	1
Base all	951	

Table 16.2: Respondents by age

Age	Total	%
Up to 20	87	9
21 - 30	260	28
31 - 40	258	27
41 - 50	181	19
51 - 60	87	9
Over 60	40	4
Not stated	38	4
Base all	951	



**English Federation
of Disability Sport**

The highest return was from respondents 21-30 at 28% and 31-40 at 27% with 19% of responses from people 41-50.

Table 16.3: Disabilities

Disability	Total	%
Learning	602	63
Head injury	63	7
Speech/ communication	149	16
Visually impaired	43	5
Hearing impaired	47	5
Physical	214	23
Wheelchair users	137	14
Other impairments	16	2

Other impairments at 16% included: Aspergers Syndrome, Autism, Asthma, Downs Syndrome, Epilepsy, Heart Defects, Behavioural problems, Stroke, Liver and Lung conditions, Mental health problems, Hydrocephalus and Cerebral Palsy.



Table 16.4: Multiple Impairments

Impairment	Total	%
Single impairment	606	64
Two impairments	233	25
Three impairments	66	7
Four impairments	15	2
Five impairments	3	0.32
Six and over impairments	28	3

17. Method of Transport

Table 17.1: Method of Transport

Method	Total	%
Car	354	37
Mini bus	529	56
Taxi	293	31
Car and mini bus	101	11
Mini bus & taxi	135	14
Car & taxi	66	7

18. Visits to local leisure/sports centre last year

Table 18.1: Visits to leisure/ sport centre

Response	Total	%
Yes	402	42
No	518	55
Not stated	31	3
Base all	951	

Of the 42% of respondents who had been to a leisure centre, 61% were men and 37% were women.

19. Participation in physical activity/ sport in the last year

Table 19.1: Participation in physical activity/ sport in the last year

Response	Total	%
Yes	541	57
No	336	35
Less than 10 times	160	17
More than 10 times	381	40

Of the 57% of respondents who had participated, 40% did so more than 10 times in the past year, and 17% less than 10 times.

20. Desire to take part in physical activity/ sport more

Table 20.1: Desire to take part in physical activity/ sport more often

Response	Total	%
Yes	734	77
No	144	15
Not stated	73	8
Base all	951	



English Federation
of Disability Sport

21. Barriers to participation

Table 21.1: Barriers to participation in physical activity

Reason	Total	%
I don't have the transport	392	41
I don't know what is available	384	40
I cannot afford it - admission, kit etc	241	25
I don't know where the leisure/ sports facilities are	189	20
I don't have time	131	14
The leisure/sports facilities are too far away	117	12
Other **	69	7

Other barriers to participation included:

- Do not know which facilities had disabled access
- Need help to access the services
- Think the team of instructors were not appropriate to their needs
- Am too nervous to go alone
- Have not got a carer to take me



Table 21.2: Barriers Sport England Survey comparison

Barrier	Staffs survey %	SE survey %
No access to transport	41	2
Cannot afford	25	7
No time to go	13	6
Facilities are too far away	12	4

22. Support needed to take part in physical activity/ sport

Table 22.1: Support needed to take part in physical activity/sport

Support/ help	Total	%
Someone to supervise me to ensure safety	589	62
Someone to advise me what I can try - taking into account my disability	553	58
Someone just to keep me company	423	44
Information/instructions in a suitable format	278	29
Help with communicating with others	269	28
Help using transport	185	19
Someone to provide physical support- lifting, holding or wheelchair assistance	151	16
Improved access to buildings and to changing facilities	126	13
Better parking facilities	80	8
Other	45	5

Respondents asked for the following:

- Disability awareness training for staff
- One to one induction
- Funding to train disabled people to become qualified coaches and lifeguards
- Respect and empathy
The ability to take a carer
- That the blue badge scheme was not abused
- A hoist in the swimming pool
- Cleaner changing facilities
- Accessible lockers

Table 22.2 Support needed Sport England Survey comparison

Support	Staffs survey %	SE survey %
Someone to supervise me to ensure safety	62	7
Someone to advise what I can try taking into account my disability	58	14
Someone to keep me company	44	13
Help with communicating with others	28	1
Help using transport	19	4
Physical support	16	3
Improved access	13	2
Better parking facilities	8	2



**English Federation
of Disability Sport**

23. Physical activity/ sport played

Table 23.1: Physical activity/ sport played

Sport/ activity	Total	%
Athletics	297	31
Badminton	174	18
Basketball	213	22
Bowling	309	32
Cricket	140	15
Football	289	30
Goalball	41	4
Golf	147	15
Gym Workout	267	28
Hockey	124	13
Horse riding	194	20
Hydrotherapy	113	12
Jogging	159	17
Keep Fit/ Aerobics	196	21
Netball	87	9
Rugby	48	5
Sailing	94	10
Swimming	589	62
Table tennis	234	25
Tennis	152	16
Ten Pin Bowling	360	38
Water sports	93	10
Other		



The sports respondents had taken part in or played were:

- 62% swimming
- 38% ten pin bowling
- 32% bowling
- 31% athletics
- 30% football
- 28% gym workout
- 25% table tennis
- 22% basketball
- 21% keep fit and aerobics

- 20% horse riding
- 18% badminton
- 17% jogging
- 16% tennis
- 15% golf and cricket
- 13% hockey
- 12% hydrotherapy
- 10% water sports and sailing
- 9% netball
- 5% rugby
- 5% goalball

24. Physical activity/ sport respondents would like to play

Table 24.1: Physical activity/ sport respondents would like to play

Sport/ activity	Total	%
Athletics	131	14
Badminton	137	14
Basketball	129	14
Bowling	151	16
Cricket	141	15
Football	118	12
Goalball	54	6
Golf	140	15
Gym Workout	196	21
Hockey	84	9
Horse riding	172	18
Hydrotherapy	146	15
Jogging	77	8
Keep Fit/ Aerobics	144	15
Netball	80	8
Rugby	61	6
Sailing	257	27
Swimming	248	26
Table tennis	132	14
Tennis	121	13
Ten Pin Bowling	259	27
Water sports	121	13



**English Federation
of Disability Sport**

The sports respondents would like to take part in or play were:

- 27% sailing and ten pin bowling
- 26% swimming
- 21% gym workout
- 18% horse riding
- 16% bowling
- 15% cricket, golf, hydrotherapy and keep fit/ aerobics
- 14% athletics, badminton, basketball and table tennis
- 13% tennis and watersports
- 12% football
- 9% hockey
- 8% jogging and netball
- 6% goalball and rugby



English Federation
of Disability Sport

Other activities respondents would like to do were: boxing, power lifting, skating, boccia, fishing, handcycling, mountain biking and shooting.

Table 24.2: Physical activity/ sport respondents would like to play Sport England comparison

Sport/ activity	%	SE priority sport
Sailing	27	No
Ten Pin Bowling	27	No
Swimming	26	Yes
Gym Workout	21	No
Horse riding	18	Yes
Bowling	16	No
Cricket	15	Yes
Golf	15	Yes
Hydrotherapy	15	No
Keep fit/ aerobics	15	No
Athletics	14	Yes
Badminton	14	Yes
Basketball	14	No
Table tennis	14	No
Tennis	13	Yes
Water sports	13	No
Football	12	Yes
Hockey	9	Yes
Jogging	8	No
Netball	8	Yes
Goalball	6	No
Rugby	6	Yes

25. Social Services Day Services

There is a total of 11 Day Services: nine in Staffordshire and two in Stoke-on-Trent. Physical activity and sport is a major part of the service users 'Person Centred Plan', which aims to develop community inclusion and make use of ordinary leisure facilities, rather than using services that segregate.

Table 25.1: Physical/ sports activities undertaken at Day Services

Sport/ activity	No of Day Services
Aerobics/Keep Fit	8
Aqua Aerobics	2
Athletics	9
Badminton	3
Basketball	2
Bowling/ Indoor	5
Bowling/ Outdoor	4
Carriage Driving	1
Cricket	1
Dance	4
Extend/ Gentle Exercise	3
Fishing	1
Football	7
Golf	4
Gym Workout	9
Horse Riding	5
Indoor Games	1
Line Dancing	2
Pilates	1
Rebound	1
Sailing	1
Snooker/ Pool	3
Swimming	10
Table Tennis	1
Team Games	3
Outdoor Pursuits	1
Volleyball	1
Walking	4
Ten Pin Bowling	1
Yoga	3



**English Federation
of Disability Sport**

Swimming, gym workouts and football are the most popular activities at Day Services, with service users taking part on a weekly basis.

Chase Day Service organise: an annual athletics meeting at Cannock Stadium in August/ September at which over 200 athletes compete. A 5 a-side football league involving Day Services in Staffordshire, with a football tournament in April held at Stone Youth & Community Centre, Stone.



**English Federation
of Disability Sport**

Day Service Managers said: they face difficulties in finding coaches who are skilled in working with adults who have a learning disability, for sports activities they undertake; also, in finding venues in the community where the sports/ activities can take place.

Activities Day Service Managers would like to offer table top activities, allowing the less able to participate in events.

STUDY 3: PROVISION

26. Methodology

The provision study was segmented into the following:

- Children and young people linked to education
- Holiday Play Schemes
- Public Sector Leisure
- Private Health & Fitness Clubs
- Special Olympics
- Disability Sport Partnerships
- Coaches
- Sports: Athletics, Badminton, Cricket, Dance, Football, Hockey, Horse Riding, Rugby, Sailing and Swimming
- Sport/ social clubs for disabled people
- Events

The desk research involved secondary research on the extra curriculum provision in education, the leisure, physical activity and sports providers.

The primary research included a questionnaire, which was sent out to local authority leisure centres and sports facilities, private health and leisure clubs and sports specific clubs: athletics and swimming. Visits were made to 30% of the leisure centres and 65% of the private health and fitness clubs to validate the information.

Telephone interviews were carried out with PE teachers at special schools and the people who organised clubs for disabled people. Personal interviews were conducted with sport governing body Staffordshire and Stoke-on-Trent field staff.

Meetings of Sport Across Staffordshire, Staffordshire Disability Football Forum, Staffordshire Strategy for PE, Sport and Physical Activity Forum, Staffordshire Special Schools Association (North Staffordshire), Sportability (Cannock), AbleToo (East Staffs) and Special Olympics were attended.



**English Federation
of Disability Sport**

Extensive research was carried out on the best method of developing a sustainable database of accessible physical activity, sports provision and clubs that engaged with disabled children, young people and adults.

The Staffordshire Information Network Exchange Service (SINES) was chosen. SINES is a group of nine organisations: Carers Association Southern Staffordshire, Co-ordinator for Disabled Children, Contact a Family, Health Net, Mid Staffs Mencap, Parent Partnership Service, Staffordshire Children's Information Service, Stoke-on-Trent Children's Information Service, South Staffordshire Healthcare NHS Trust.



**English Federation
of Disability Sport**

The SINES organisations have compiled a comprehensive database of services available to disabled people, their parents and carers. The information includes support groups, childcare, activities and events. The data on physical activity and sport provision collected in this survey has been added to the SINES database. The information can be accessed by contacting any of the nine organisations in SINES.

27. Education

There are 4119 disabled children in Staffordshire and Stoke-on-Trent schools: 2859 in special schools and 1260 in mainstream schools.

There is a West Midlands Special Schools PE Teachers' Forum, which meets every four months. This is organised by the English Federation of Disability Sport Regional Manager.

28. Outreach Centres Staffordshire County

There are four key outreach centres which oversee a cluster of secondary and primary schools.

The outreach centres are: Blackfriars School (Newcastle), Horton Lodge Community Special School (Rudyard, Staffordshire Moorlands), Greenhall Special School (Stafford) and Saxon Hill (Lichfield).

29. Sports Colleges

There are five sports colleges: Berry Hill, Hagley Park and Holden Bridge have been in operation for over a year, with a Partnership Development Manager working five days a week, School Sports Co-ordinators at High Schools dedicating two days a week, and Primary Liaison Teachers working twelve days per year.

The structure is in place for Biddulph and Cheslyn Hay to launch their school sport partnerships in April 2004.

All Stoke-on-Trent schools are in a school sports partnership.

Chasetown was designated as a Sports College in February 2004.

Table 29.1: Staffordshire and Stoke-on-Trent Sports Colleges

Sports College	High Schools	Middle Schools	Primary Schools	Special Schools
Berry Hill *	5		22	2
Biddulph	2	5	24	1
Cheslyn Hay	5	3	30	2
Hagley Park	6		34	2
Holden Bridge *	7		38	3

*Stoke-on-Trent colleges



**English Federation
of Disability Sport**

30. Special Schools

There are 22 special schools in Staffordshire and five in the City of Stoke-on-Trent.

Table 30.1:**Lunch time clubs**

School	Lunch Time Club
Aynsley *	Dance
Blackfriars	Football, Electric Wheelchair Football, Senior Games, Primary Games, Swimming, Kwik Cricket, Hockey, Basketball and Tennis
Coppice	5 a side Football, Basketball and Unihoc
Heathfield *	Hockey and Football
Kemball *	Keep Fit, Football and TOPPS
Marshlands	TOPPS
Meadows	Football and Table Top Games
Park	Netball, Football and Cross Country
Rocklands	Football and Netball skills
Walton Hall	Boxing
Wightwick Hall	Football, Netball, Cricket and Rounders

* *Stoke Schools*

The above eleven schools have lunch time clubs.

Table 30.2:**After Schools clubs**

School	Activities
Aynsley *	Dance Workshops, Football and Gym/
Multi Sports	
Blackfriars	Football, basketball and other games - depending on availability of coaches and funding
Cicely Haughton	Karate and Football
Heathfield *	Cycling at Dimensions
Horton Lodge	Gym Club
Kemball *	Ad hoc Football and Games
Middlehurst *	Cycling at Dimensions
Park	Netball and Cross Country
Queens Croft	Football and Trampoline when new teacher takes up post
Quince Tree	Duke of Edinburgh Award Scheme
Stretton Brook	Football, Hockey and Basketball
Walton Hall	Gym

**Stoke Schools*

The above twelve schools, have after school clubs.

The after school clubs at Aynsley, Heathfield, Kemball and Middlehurst schools are part of the Stoke- on-Trent School Sport Partnership.

100% of PE teachers said the main barrier to setting up and running an after schools club, is transport, as all children go home by taxi/ mini bus. Other barriers included: the good will of qualified teaching and welfare staff and the availability of coaches to run the clubs.

31. North Staffs Special School Sports Association

North Staffs Special Schools Sports Association was formed over 20 years ago. Its aim is to promote and develop inter-school sporting and social links for children with special needs in North Staffordshire. Member schools are: Abbey Hill, Aynsley, Coppice, Meadows, Middlehurst and Walton Hall. Pupils of all abilities participate in a wide range of sporting activities including football, basketball, unihoc, softball, cross country, athletics, swimming and kwic cricket.



**English Federation
of Disability Sport**

32. Partnership Youth Games

The third Staffordshire Partnership Youth Games will take place on Saturday 12th June 2004 at Shobnall Leisure Complex. Special Schools have been invited to take part in the Games, but are not able to do so. The main barriers are transport, and the availability of qualified teaching and welfare staff to accompany the children.

As in the two previous years a Youth Games will be held on Wednesday 9th June 2004 at Shobnall for Special Schools. Sport Across Staffordshire will be assisting with transport for the mid week event. There will be a tag rugby and tennis tournament, and athletics, cricket, football and zone hockey coaching sessions.

33. Cricket Festival

A Cricket festival for Special Schools will be held on 23rd June 2004.

34. Holiday Play schemes for Children with Special Needs Summer 2003

Nine play schemes for Children with Special Needs ran in the summer break 2003. These were at:

- Biddulph Integrated Play Scheme, Youth & Community Centre Staffordshire Moorlands
- Crown School, Burton on Trent
- Charnwood School, Lichfield
- Lichfield Integrated Play scheme – various sites
- Newcastle Special Needs Adventure Playground
- Special Needs Adventure Playground (SNAP), Cannock
- Tamworth Integrated Play scheme – various sites
- Wombourne Wings – Youth & Community Centre
- Woodcroft School, Leek, Staffordshire Moorlands

35. Public Sector Leisure Centres

There are 29 public sector leisure centres in Staffordshire and the City of Stoke- on-Trent. Questionnaires were sent out to centre managers to collect information on to the suitability of the provision to disabled people. Responses were received from 28 centres, giving a response rate of 97%.

As the information is to be used to 'signpost' disabled people to suitable facilities, visits were made to nine leisure centres to validate the questionnaires. The data will be input on to the Staffordshire Information Network Exchange Service (SINES) database.



English Federation
of Disability Sport

Table 35.1: Leisure Centre accessibility/ user friendliness

	Number of centres yes	%
Disabled parking bays	23	82
Facility well sign posted	22	79
Access to building disabled people friendly	16	57
Hearing loop	11	39
Accessible toilets	21	75
Accessible lockers	22	79
Accessible showers	18	64
Changing bench	21	75
Big cubicle	14	50
Fitness suite obstacle free	16	57
Equipment suitable for wheelchair users	11	39
Vending machines/ serving counters disabled people friendly	17	61

Table 35.2: Pool hoist

	Number	%
Pool hoist	17	90



English Federation of Disability Sport

Table 35.3: Staff Disability Awareness Training Specific to Fitness Industry

%	Number of centres
100	1
80	1
75	3
50	3
40	1
25	1
20	1
10	3
3	1
2	1
0	12

No staff had received disability awareness training relative to the fitness industry at 11 (38%) Leisure centres.

Seven leisure centres had over 50% of staff who had received fitness industry disability awareness training.

Staff in 9 Leisure Centres (35%) had gained a sign language qualification.



Table 35.4: Marketing to disabled people

	Number of centres yes	%
Consult with Disability Groups on service improvements	15	58
Disabled person on User Group	7	25
Promotional material in other formats	8	31
Special concessions for disabled people & carers	21	75
*Usage of facilities by disability groups	23	88

Appendix 3 gives details of the groups using the leisure centres and sports facilities and activities undertaken.

36. Private Health and Fitness Clubs

Questionnaires were sent to the nine major private health and fitness club. Three questionnaires were returned giving a response rate of 33%.

Visits were made to three clubs by a disabled person, who completed the questionnaire. This gave a 66% response rate.

Table 36.1: Club accessibility/ user friendliness

	Number of centres yes	%
Disabled parking bays	6	100
Access to building disabled people friendly	6	100
Hearing loop	0	0
Accessible toilets	6	100
Accessible lockers	6	100
Accessible showers	6	100
Big cubicle	4	66
Pool hoist *	2	40
Ramped access to pool *	2	40
Fitness suite obstacle free	6	100
Equipment suitable for wheelchair users	6	100

* Only five clubs had a pool.

Table 36.2: Marketing to disabled people

	Number of centres yes	%
Disability Awareness Training for Staff	4	66
Consult with Disability Groups on service improvements	5	83
Disabled person on Member Forum	0	0
Promotional material in other formats	1	17
Actively promote the club to disabled people	4	66



English Federation
of Disability Sport

37. Special Olympics

The Special Olympics North Staffordshire run sports clubs, with qualified coaches on hand every week:

Table 37.1: Special Olympics Sports Clubs

Sport	Venue	Day	Participants
Athletics	Northwood Stadium	Monday 6 – 7pm	55
	* Weston High School	Saturday 12 – 1pm	9
Basketball	Cauldon College	Thursday 7 – 9pm	50
Football	Stoke City Indoor Academy	Saturday 5.30 – 9pm	35
Swimming	St Dominic's	Wednesday 8 – 9pm	30

* run by Special Olympics Mid Staffordshire



English Federation
of Disability Sport

38. Disability Sports Partnerships

Able Too

The Able Too Forum is a group of clubs in East Staffordshire, who work together to increase the opportunities for disabled people to reach their full potential in a range of sports and activities. The forum organises the annual Able Too Games.

The Chase Sportability Development Group

The group was set up to promote disability sport in the Cannock Chase area, and organises an annual Disability Festival of Cricket and Bowls.

39. Coaches

Sport Across Staffordshire has organised 4 Coaching Disabled Performers courses with a total of 51 participants.

39.1

Coaches by sport

Sport	Number
Basketball	1
Cricket	12
Football	9
Hockey	1
Rugby	8
Swimming	11
Unidentified by sport	9

Two athletic training courses were organised by the West Midland Disability Focus Group at Tamworth Athletic Club:

- 8 coaches completed the adult course
- 10 teachers completed the children and young people's course

Coaches from five Rugby Clubs have attended a Sports Coach UK Equity Training course.

40. Athletics

Questionnaires were sent to the 37 Athletic Clubs in Staffordshire. Twelve completed questionnaires were returned giving a 32% response rate.

Two clubs had one coach who had a National Governing Body Skills and Coaching Award for coaching disabled people.

Three clubs had one coach who had received awareness training on all forms of disability.

The twelve clubs that responded had a total membership of 1287. The respondents had 18 disabled members, which is 1% of the membership:

- One club had 10 disabled members
- Two clubs had three disabled members
- One club had two disabled members

Cannock & Rugeley Athletic Club has 10 disabled members. All compete in regional and national championships.

Burton Athletic Clubs has two disabled members. All compete in regional and national championships.

Tamworth Athletic Club is looking to start a disability group, but find volunteering is a major barrier. The club is fundraising for an indoor centre, for all athletes, which can be used throughout the year.



**English Federation
of Disability Sport**

A Saturday Athletics Club for children and young people runs at Rowley Park, Stafford. The club was set up after the success of the 6th September taster day. Three level 1 coaches train 15 children who regularly attend the club. Athletes will attend their first athletics meeting at Redditch in June.

41. Badminton

There are 20 clubs in the Staffordshire and Stoke-on-Trent league, but at present there is no competitive structure for badminton for disabled people. Coach training does give guidance to help coaches to consider how they could help disabled people.

As part of the Badminton into Schools Initiative (BISI), the Staffordshire County Badminton Development Officer will be working with three special schools in the summer 2004: Blackfriars, Horton Lodge and Quince Tree

42. Dance

Frontline dance is an integrated dance company offering a programme of performance, education and outreach work for disabled and non-disabled people. The dance company works with Aynsley Special School.

43. Football

Staffordshire Football Association Disability Working Group

All disability football is overseen by the Disability Working Group. The group organises an Annual Special Schools Football Tournament for boys and girls; runs the coaching disabled footballers course and trains special schools in Soccability. Other activities include:

Disability Coaching Centre – East Staffs

The Disability Coaching Centre is organised by Sport East Staffs in conjunction with Staffordshire FA and the Able Too Group. The centre was opened in May 2003.



**English Federation
of Disability Sport**

Weekly in school time, the club coaches 25 children, aged 11-15, at Stretton Brook School.

On Tuesday evenings at Shobnall Leisure Complex, 16 children aged 5-13 attend coaching sessions.

On Wednesday evenings at Shobnall Leisure Complex, 41 people attend the coaching sessions.

FA Disability Coaching Centre

The FA Disability Centre based at the Stoke City Academy, aims to provide mothballing opportunities for talented footballers aged 14 and over. The centre links in with the Stoke City Multi-disabled team and is part of the Football Associations Disability Development Programme.

Training sessions run every Sunday afternoon, and since its launch in February 2004, each session has attracted 30 people.

The Centre teams are part of the North West Disability League, and will play in their first tournament in April 2004.



**English Federation
of Disability Sport**

Port Vale F.C Community Scheme

Port Vale Community Scheme coaches run sessions for children in special schools after school:

From January to December 2003, 30 sessions were run at Abbey Hill School, with 420 children attending.

From February to March 2004:

- 10 after school coaching sessions at Cicely Haughton School, with 14 to 20 0 children attending each session
- 5 after school coaching sessions at Blackfriars School, with 15 to 18 children attending each session
- 5 in school time coaching sessions at Aynsley School, with 10 children attending each session

Stoke City

Stoke City Football Club has coaches who have obtained the FA Level 2 or Level 1 coaching course qualification plus coaches who have attended the Disability Coaching Course.

Weekly, in school time, the club coaches over 60 children at Blackfriars School, Aynsley and Healthfields. For a period of 12 weeks a year, out of school the club coaches 10 children at Cicely Haughton School.

Weekly coaching sessions for 32 Day Services users at Shelton and Kidsgrove.



44. Hockey

Zone Hockey is being launched. Two courses have been run and there are now 12 qualified coaches. Sessions are being run at Rugeley Sports R Us Club. Taster sessions will also be run for Cannock Day Services.

45. Horse Riding

There are seven Riding for the Disabled Association Groups

Table 45.1: Riding Groups

Group	Riding School	Sessions per week
Beecroft Group	Brookfield Equestrian Centre, Cannock	Weekly sessions term time only
Endon Group	Endon Riding School	5
Gartmore Group	Gartmore Riding School, Hammerwich	4
Lichfield Group	The Whittington Riding School, Lichfield	1
North Staffs Group	Daddy’s Barn Farm, Eccleshall	4
Stafford Group	Ingestre Riding School, Stafford Dunston Riding School	1 at each riding school
Tettonhall	Mill Riding Centre, Pattingham South Staffs	3/4

46. Rugby

There are 31 Rugby Clubs in Staffordshire and Stoke-on-Trent. The following are the results from the RFU 2003 questionnaire.

Fourteen clubs have disabled members:

- 7 clubs have members with a visual impairment
- 3 clubs have members with a hearing impairment
- 10 clubs have members with the physical impairment
- 3 clubs have members with a learning disability
- 2 clubs have members with multiple disabilities

Equity policy followed:

- 15 clubs their own policy
- 8 clubs RFU's policy
- 11 club officials had attended a Running Sport/ Rugby 'Club for All Workshop'

Coaches from five clubs had attended a Sports Coach UK Equity Coaching Course.

47. Sailing

RYA Sailability, Rudyard Lake in Staffordshire Moorlands has custom built facilities and sailing craft for disabled people. The club has qualified coaches and is in the process of becoming a registered training centre for the RYA.



**English Federation
of Disability Sport**

48. Swimming

There are 12 disability swimming clubs in Staffordshire and two in Stoke-on-Trent.

Table 48.1: Disability Swimming Clubs

Club	Timing	Venue
Biddulph Swim	Wednesdays 7- 8.30pm	Biddulph Leisure Centre
Blackfriars	Saturday 9 - 11 am Saturday 2 - 4 pm	Blackfriars School
Club 17	Tamworth	
COSACSS	Friday 7 - 9pm	Shelton Pool
Crest	Tuesdays 6.45 - 8.45pm	Meadowside Leisure Centre
Crown - pupils only	Saturday 10 - 11.45am	Crown School Burton
Green Turtles	Saturday 4 - 5 pm	Burntwood Leisure Centre
Junior Swallows	Friday 7.30 - 9 pm	St Lawrence School Gnosall
Otters	Sundays 2.15 - 3.15pm	Cheslyn Hay Leisure Centre
Penguins	Sunday 6 - 7pm	Friary Grange Leisure Centre
Special Olympics	Monday 8.30 - 9.45	Codsall Leisure Centre
Codsall	Saturday 4.30 - 6.30	
Splash	Wednesday 8 - 9pm	Jubilee Pool Newcastle
Stoke Dolphins	Wednesday 8 - 9 pm	St Dominic's Hartshill
Tamworth Terriers	Monday 8 - 9 pm	Belgrave Sports Centre
Tamworth Unicorns	Alternative Saturdays 4 to 5.30pm	Peaks Leisure Centre
Wombourne Swimmers	Sunday 12 to 1.15pm	Wombourne Leisure Centre

Questionnaires were sent out to 13 Amateur Swimming Association Clubs (ASA) Affiliated Clubs. Four questionnaires were returned giving a 31% return.

- The four clubs had 100, 150, 250 and 390 members. One club had one disabled member
- City of Stoke-on-Trent Athletic Club Swimming Section (COSACSS) has a disability Section with 19 members. Where the disability allows, disabled members are included with the mainstream swimmers
- Three clubs are working towards Swim 21, and encourage their coaches to gain to skills to coach disabled swimmers. COSACCS has gained Swim 21 status and has two coaches with national governing qualifications to coach disabled swimmers

49. Tennis

Draycott Leisure Centre & Tennis Club has an LTA trained coach who works with people with learning disabilities. 35 disabled young people from Strathmore College in Stoke-on-Trent regularly play tennis and take part in physical activities at the centre. Four young people play in the mainstream tennis group

50. Sports and Social Clubs for Disabled People

There are 27 sports and 19 social clubs for disabled people in Staffordshire and Stoke-on-Trent. These are listed in Appendix 4.

51. Events

Cannock and Rugeley Cricket Club, in partnership with AbleToo, East Staffs, Sportability, Cannock Chase and the Cricket Federation for People with Disabilities, organise an annual Disability Festival of Cricket and Bowls in June. Three festivals will be held in June 2004: 6th Family Open Day and 7/8th Adults from Day Services and 9th Special Schools.

Rotary District 1210 organise a Sports Day for Disabled People at the Beaconside Leisure Centre, Staffordshire University, Stafford site. Activities offered include: archery, basketball, bowls, darts, golf, penalty shoot out and table tennis.



English Federation
of Disability Sport

Appendix 1

Organisations which support disabled people



Able Too Forum: East Staffs
 City of Stoke- on- Trent Athletics Club Swimming Section
 Connexions
 Cricket Federation for People with Disabilities
 Deaflinks
 Disability Solutions
 Frontline Dance
 Grocott Centre
 Headway in North Staffs and Rugeley
 IAG: Signpost to Success
 Landau Consultants
 Making Space: Access to Leisure Lichfield
 NACRO Services Staffordshire
 North Staffordshire Special Schools Sports Association
 Potteries Blind
 Race Equality Council
 Remploy
 Richmond Fellowship
 S.P.A.S.E.S
 Newpac Products
 SAFE Angling: Stoke-on-Trent
 Sailability: Staffordshire Moorlands
 Shopmobility
 Social and Sports Clubs for Disabled People listed in Appendix 4
 Special Olympics
 Special Schools in Staffordshire and Stoke-on-Trent
 Sportability: Cannock Chase
 Staffordshire Blind
 Staffordshire Community Rehab Teams
 Staffordshire Education Authority
 Staffordshire Information Network Exchange Services (SINES)
 Staffordshire Job Centre Plus
 Staffordshire NHS Occupational Therapists
 Staffordshire Social Services
 Stoke-on-Trent Education Authority
 Stoke-on-Trent Social Services
 Sure Start
 Upper Limits: Staffordshire Moorlands