



Sport Across Staffordshire & Stoke-on-Trent (SASSOT) Funding Partners  
Satisfaction Survey 2010

1. Please select your organisation type		
	Response Percent	Response Count
Cannock Chase District Council	0.0%	0
East Staffordshire Borough Council	0.0%	0
<b>Keele University</b> <input type="checkbox"/>	11.1%	1
<b>Lichfield District Council</b> <input type="checkbox"/>	11.1%	1
<b>Newcastle-under-Lyme Borough Council</b> <input type="checkbox"/>	11.1%	1
<b>South Staffordshire District Council</b> <input type="checkbox"/>	11.1%	1
<b>South Staffordshire Primary Care Trust</b> <input type="checkbox"/>	11.1%	1
<b>Stafford Borough Council</b> <input type="checkbox"/>	11.1%	1
<b>Staffordshire County Council</b> <input type="checkbox"/>	11.1%	1
Staffordshire Moorlands District Council	0.0%	0
<b>Staffordshire University</b> <input type="checkbox"/>	11.1%	1
<b>Stoke-on-Trent City Council</b> <input type="checkbox"/>	11.1%	1
Tamworth Borough Council	0.0%	0
	<b><i>answered question</i></b>	<b>9</b>
	<b><i>skipped question</i></b>	<b>0</b>




## 2. Please provide your job title

	Response Count
	9
<i>answered question</i>	9
<i>skipped question</i>	0




## 3. How would you rate the CSP's contribution to Partnership working across Staffordshire and Stoke-on-Trent?

	Response Percent	Response Count
Excellent 	55.6%	5
Good 	44.4%	4
Fair	0.0%	0
Poor	0.0%	0
Don't know	0.0%	0
<i>answered question</i>		9
<i>skipped question</i>		0

#### 4. How would you rate the level of support you have received from the CSP in your work area?

	Response Percent	Response Count
Excellent 	33.3%	3
Good 	55.6%	5
Fair 	11.1%	1
Poor	0.0%	0
Not Applicable	0.0%	0
<b>answered question</b>		<b>9</b>
<b>skipped question</b>		<b>0</b>

#### 5. How would you rate your understanding of the role and responsibility of the CSP?

	Response Percent	Response Count
Excellent 	55.6%	5
Good 	33.3%	3
Fair 	11.1%	1
Poor	0.0%	0
<b>answered question</b>		<b>9</b>
<b>skipped question</b>		<b>0</b>




## 6. How would you rate your understanding of the various roles and work areas within the CSP?

	Excellent	Good	Fair	Poor	N/A	Response Count
Workforce Development	11.1% (1)	<b>66.7% (6)</b>	22.2% (2)	0.0% (0)	0.0% (0)	9
Volunteering	11.1% (1)	<b>66.7% (6)</b>	22.2% (2)	0.0% (0)	0.0% (0)	9
Club Development	11.1% (1)	<b>55.6% (5)</b>	33.3% (3)	0.0% (0)	0.0% (0)	9
Coaching System Support Network (Coach Dev Manager)	11.1% (1)	22.2% (2)	<b>55.6% (5)</b>	11.1% (1)	0.0% (0)	9
Education & Training (Workshops)	11.1% (1)	<b>44.4% (4)</b>	<b>44.4% (4)</b>	0.0% (0)	0.0% (0)	9
Safeguarding & Child Protection	22.2% (2)	<b>55.6% (5)</b>	11.1% (1)	11.1% (1)	0.0% (0)	9
Equity & Diversity	22.2% (2)	<b>66.7% (6)</b>	11.1% (1)	0.0% (0)	0.0% (0)	9
Disability Sport	11.1% (1)	<b>55.6% (5)</b>	33.3% (3)	0.0% (0)	0.0% (0)	9
Marketing & Communications	11.1% (1)	<b>55.6% (5)</b>	33.3% (3)	0.0% (0)	0.0% (0)	9
Data Management (Active People, LAA etc)	22.2% (2)	<b>44.4% (4)</b>	33.3% (3)	0.0% (0)	0.0% (0)	9
Health & Physical Activity	22.2% (2)	<b>55.6% (5)</b>	22.2% (2)	0.0% (0)	0.0% (0)	9
LAA NI8 Development & Delivery	<b>33.3% (3)</b>	<b>33.3% (3)</b>	<b>33.3% (3)</b>	0.0% (0)	0.0% (0)	9
Building Schools For The Future (PE, Sport & Culture Theme)	<b>33.3% (3)</b>	<b>33.3% (3)</b>	22.2% (2)	11.1% (1)	0.0% (0)	9
<b>answered question</b>						<b>9</b>
<b>skipped question</b>						<b>0</b>

## 7. How relevant are the CSP work areas to your own work objectives?

	Very Relevant	Relevant	Fairly Relevant	Not Relevant	Response Count
Workforce Development	22.2% (2)	<b>77.8% (7)</b>	0.0% (0)	0.0% (0)	9
Volunteering	22.2% (2)	<b>66.7% (6)</b>	11.1% (1)	0.0% (0)	9
Club Development	<b>33.3% (3)</b>	<b>33.3% (3)</b>	22.2% (2)	11.1% (1)	9
Coaching System Support Network (Coach Dev Manager)	<b>44.4% (4)</b>	22.2% (2)	22.2% (2)	11.1% (1)	9
Education & Training (Workshops)	<b>44.4% (4)</b>	<b>44.4% (4)</b>	11.1% (1)	0.0% (0)	9
Safeguarding & Child Protection	<b>44.4% (4)</b>	<b>44.4% (4)</b>	11.1% (1)	0.0% (0)	9
Equity & Diversity	<b>44.4% (4)</b>	33.3% (3)	22.2% (2)	0.0% (0)	9
Disability Sport	<b>44.4% (4)</b>	<b>44.4% (4)</b>	11.1% (1)	0.0% (0)	9
Marketing & Communications	33.3% (3)	<b>44.4% (4)</b>	22.2% (2)	0.0% (0)	9
Data Management (Active People, LAA etc)	<b>66.7% (6)</b>	11.1% (1)	22.2% (2)	0.0% (0)	9
Health & Physical Activity	<b>44.4% (4)</b>	<b>44.4% (4)</b>	11.1% (1)	0.0% (0)	9
LAA NI8 Development & Delivery	<b>44.4% (4)</b>	22.2% (2)	33.3% (3)	0.0% (0)	9
Building Schools For The Future (PE, Sport & Culture Theme)	<b>44.4% (4)</b>	22.2% (2)	33.3% (3)	0.0% (0)	9
<b>answered question</b>					<b>9</b>
<b>skipped question</b>					<b>0</b>

**8. Please tick the following CSP plans, strategies and policies that you are aware of?**

		Response Percent	Response Count
SASSOT Delivery Plan		100.0%	9
SASSOT Club Support Plan		77.8%	7
SASSOT Disability Sport & Physical Activity Strategy		77.8%	7
<i>answered question</i>			<b>9</b>
<i>skipped question</i>			<b>0</b>



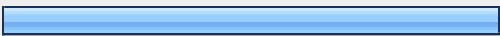
**9. Do the following plans, strategies and policies support your own work area?**

	Very Much So	Mostly	Fairly	Not At All	Response Count
SASSOT Delivery Plan	22.2% (2)	<b>55.6% (5)</b>	22.2% (2)	0.0% (0)	9
SASSOT Club Support Plan	0.0% (0)	<b>62.5% (5)</b>	12.5% (1)	25.0% (2)	8
SASSOT Disability Sport & Physical Activity Strategy	12.5% (1)	<b>50.0% (4)</b>	25.0% (2)	12.5% (1)	8
<i>answered question</i>					<b>9</b>
<i>skipped question</i>					<b>0</b>

**10. Were you or your organisation given the opportunity to influence or input into the following plans, strategies and policies?**

	Yes	No	Don't Know	Not Applicable	Response Count
SASSOT Delivery Plan	<b>100.0% (9)</b>	0.0% (0)	0.0% (0)	0.0% (0)	9
SASSOT Club Support Plan	<b>87.5% (7)</b>	0.0% (0)	12.5% (1)	0.0% (0)	8
SASSOT Disability Sport & Physical Activity Strategy	<b>87.5% (7)</b>	0.0% (0)	12.5% (1)	0.0% (0)	8
<i>answered question</i>					<b>9</b>
<i>skipped question</i>					<b>0</b>

**11. Please tick the following SASSOT grant schemes that you are aware of?**

		Response Percent	Response Count
SASSOT Coach Scholarship Fund		87.5%	7
SASSOT Sports Club Accreditation Fund		87.5%	7
SASSOT ACCESS Across Staffordshire Fund (Equity)		75.0%	6
<i>answered question</i>			<b>8</b>
<i>skipped question</i>			<b>1</b>

## 12. Have you accessed or supported a club/organisation to access any of these grant schemes?

	Yes	No	Dont Know	Response Count
SASSOT Coach Scholarship Fund	44.4% (4)	44.4% (4)	11.1% (1)	9
SASSOT Sports Club Accreditation Fund	44.4% (4)	33.3% (3)	22.2% (2)	9
SASSOT ACCESS Across Staffordshire Fund (Equity)	22.2% (2)	55.6% (5)	22.2% (2)	9
			<i>answered question</i>	<b>9</b>
			<i>skipped question</i>	<b>0</b>



## 13. Do you value these grant schemes?

	Yes	No	Dont Know	Response Count
SASSOT Coach Scholarship Fund	88.9% (8)	0.0% (0)	11.1% (1)	9
SASSOT Sports Club Accreditation Fund	88.9% (8)	0.0% (0)	11.1% (1)	9
SASSOT ACCESS Across Staffordshire Fund (Equity)	75.0% (6)	0.0% (0)	25.0% (2)	8
			<i>answered question</i>	<b>9</b>
			<i>skipped question</i>	<b>0</b>

**14. Please rate the following with regard to your experience of working with the CSP Core team.**

	Excellent	Good	Fair	Poor	Response Count
Availability of staff - ease of contact	<b>77.8% (7)</b>	22.2% (2)	0.0% (0)	0.0% (0)	9
Knowledge of staff - in their respective work areas	<b>77.8% (7)</b>	11.1% (1)	11.1% (1)	0.0% (0)	9
Helpfulness of staff	<b>88.9% (8)</b>	11.1% (1)	0.0% (0)	0.0% (0)	9
Ability of staff to make decisions	44.4% (4)	<b>55.6% (5)</b>	0.0% (0)	0.0% (0)	9
Delivery against promises	<b>77.8% (7)</b>	22.2% (2)	0.0% (0)	0.0% (0)	9
<i>answered question</i>					<b>9</b>
<i>skipped question</i>					<b>0</b>

**15. How would you rate the CSP's communication with its Partners?**

	Response Percent	Response Count
Excellent 	44.4%	4
Good 	<b>55.6%</b>	<b>5</b>
Fair	0.0%	0
Poor	0.0%	0
<i>answered question</i>		<b>9</b>
<i>skipped question</i>		<b>0</b>

### 16. Please rate the usefulness of the CSP's communication tools.

	Excellent	Good	Fair	Poor	Don't know	Response Count
Website	44.4% (4)	44.4% (4)	0.0% (0)	0.0% (0)	11.1% (1)	9
e-Newsletter	22.2% (2)	44.4% (4)	11.1% (1)	0.0% (0)	22.2% (2)	9
Annual Report	55.6% (5)	33.3% (3)	11.1% (1)	0.0% (0)	0.0% (0)	9
Events	11.1% (1)	55.6% (5)	11.1% (1)	0.0% (0)	22.2% (2)	9
Promotional Leaflet	0.0% (0)	44.4% (4)	11.1% (1)	0.0% (0)	44.4% (4)	9
	<i>answered question</i>					9
	<i>skipped question</i>					0

### 17. Is there anything we could do to improve our website service?

	Response Count
	1
	<i>answered question</i>
	1
	<i>skipped question</i>
	8


### 18. What could we do to improve our e-Newsletter?

	Response Count
	1
	<i>answered question</i>
	1
	<i>skipped question</i>
	8

**19. If you do not receive any of the CSP communications and would like to do so, please select from the options below:**

	Response Percent	Response Count
Website	0.0%	0
e-Newsletter	0.0%	0
Annual Report	0.0%	0
Events	0.0%	0
Promotional Leaflet	0.0%	0
Please provide your email address		0
<b><i>answered question</i></b>		<b>0</b>
<b><i>skipped question</i></b>		<b>9</b>

**20. On a scale of 1-10 how much do you value the work of SASSOT (10=High / 1=Low)**



**21. Please feel free to make any comments on the current or future role of the CSP; or any other comments - we'll take them on board and try to ensure that they help us to evolve as a partnership and exceed your expectations.**

	Response Count
	3
<i>answered question</i>	<b>3</b>
<i>skipped question</i>	<b>6</b>