
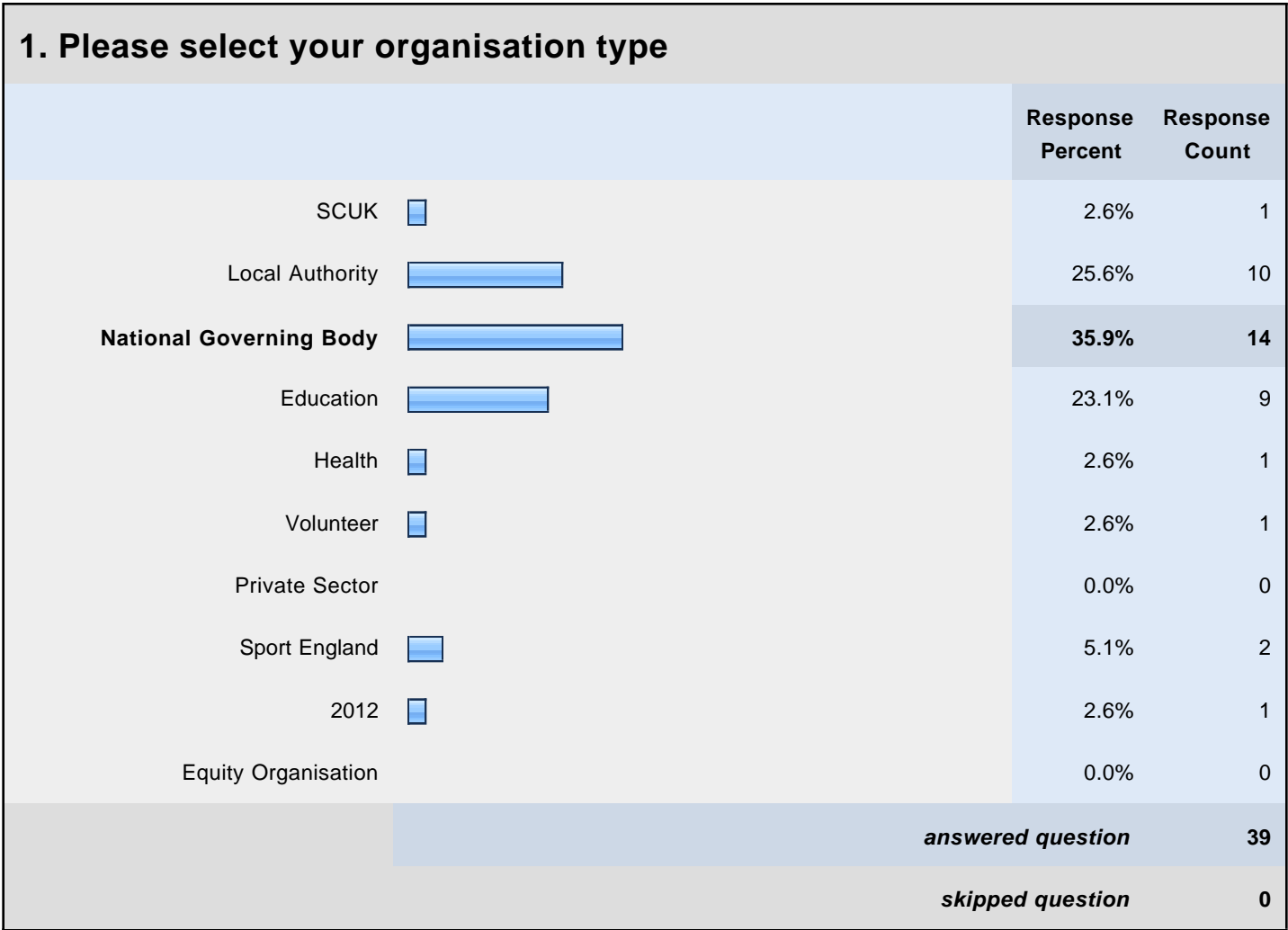








Sport Across Staffordshire & Stoke-on-Trent (SASSOT) Partner Satisfaction Survey 2010






3. How would you rate the CSP's contribution to Partnership working across Staffordshire and Stoke-on-Trent?

	Response Percent	Response Count
Excellent 	39.4%	13
Good 	51.5%	17
Fair 	9.1%	3
Poor	0.0%	0
Don't know	0.0%	0
answered question		33
skipped question		6

4. How would you rate the level of support you have received from the CSP in your work area?

	Response Percent	Response Count
Excellent 	39.4%	13
Good 	48.5%	16
Fair 	12.1%	4
Poor	0.0%	0
Not Applicable	0.0%	0
answered question		33
skipped question		6

5. How would you rate your understanding of the role and responsibility of the CSP?

	Response Percent	Response Count
Excellent 	30.3%	10
Good 	57.6%	19
Fair 	12.1%	4
Poor	0.0%	0
<i>answered question</i>		33
<i>skipped question</i>		6




6. How would you rate your understanding of the various roles and work areas within the CSP?

	Excellent	Good	Fair	Poor	N/A	Response Count
Workforce Development	24.2% (8)	57.6% (19)	15.2% (5)	3.0% (1)	0.0% (0)	33
Volunteering	9.1% (3)	48.5% (16)	33.3% (11)	6.1% (2)	3.0% (1)	33
Club Development	21.2% (7)	63.6% (21)	12.1% (4)	3.0% (1)	0.0% (0)	33
Coaching System Support Network (Coach Dev Manager)	15.2% (5)	54.5% (18)	24.2% (8)	0.0% (0)	6.1% (2)	33
Education & Training (Workshops)	24.2% (8)	48.5% (16)	24.2% (8)	0.0% (0)	3.0% (1)	33
Safeguarding & Child Protection	18.2% (6)	54.5% (18)	21.2% (7)	3.0% (1)	3.0% (1)	33
Equity & Diversity	9.1% (3)	63.6% (21)	21.2% (7)	0.0% (0)	6.1% (2)	33
Disability Sport	30.3% (10)	57.6% (19)	6.1% (2)	3.0% (1)	3.0% (1)	33
Marketing & Communications	15.2% (5)	57.6% (19)	27.3% (9)	0.0% (0)	0.0% (0)	33
Data Management (Active People, LAA etc)	9.1% (3)	45.5% (15)	33.3% (11)	6.1% (2)	6.1% (2)	33
Health & Physical Activity	6.1% (2)	42.4% (14)	33.3% (11)	12.1% (4)	6.1% (2)	33
LAA NI8 Development & Delivery	3.0% (1)	39.4% (13)	33.3% (11)	18.2% (6)	6.1% (2)	33
Building Schools For The Future (PE, Sport & Culture Theme)	3.0% (1)	33.3% (11)	42.4% (14)	15.2% (5)	6.1% (2)	33
					answered question	33
					skipped question	6

7. How relevant are the CSP work areas to your own work objectives?

	Very Relevant	Relevant	Fairly Relevant	Not Relevant	Response Count
Workforce Development	57.6% (19)	33.3% (11)	6.1% (2)	3.0% (1)	33
Volunteering	57.6% (19)	30.3% (10)	9.1% (3)	3.0% (1)	33
Club Development	66.7% (22)	21.2% (7)	12.1% (4)	0.0% (0)	33
Coaching System Support Network (Coach Dev Manager)	48.5% (16)	42.4% (14)	3.0% (1)	6.1% (2)	33
Education & Training (Workshops)	51.5% (17)	36.4% (12)	9.1% (3)	3.0% (1)	33
Safeguarding & Child Protection	57.6% (19)	27.3% (9)	12.1% (4)	3.0% (1)	33
Equity & Diversity	42.4% (14)	51.5% (17)	3.0% (1)	3.0% (1)	33
Disability Sport	54.5% (18)	36.4% (12)	6.1% (2)	3.0% (1)	33
Marketing & Communications	36.4% (12)	45.5% (15)	18.2% (6)	0.0% (0)	33
Data Management (Active People, LAA etc)	27.3% (9)	48.5% (16)	18.2% (6)	6.1% (2)	33
Health & Physical Activity	39.4% (13)	27.3% (9)	30.3% (10)	3.0% (1)	33
LAA NI8 Development & Delivery	24.2% (8)	45.5% (15)	15.2% (5)	15.2% (5)	33
Building Schools For The Future (PE, Sport & Culture Theme)	24.2% (8)	18.2% (6)	36.4% (12)	21.2% (7)	33
	answered question				33
	skipped question				6

8. Please tick the following CSP plans, strategies and policies that you are aware of?

		Response Percent	Response Count
SASSOT Delivery Plan		90.6%	29
SASSOT Club Support Plan		68.8%	22
SASSOT Disability Sport & Physical Activity Strategy		71.9%	23
<i>answered question</i>			32
<i>skipped question</i>			7



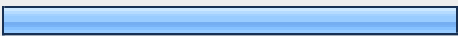
9. Do the following plans, strategies and policies support your own work area?

	Very Much So	Mostly	Fairly	Not At All	Response Count
SASSOT Delivery Plan	31.0% (9)	44.8% (13)	24.1% (7)	0.0% (0)	29
SASSOT Club Support Plan	31.0% (9)	41.4% (12)	24.1% (7)	3.4% (1)	29
SASSOT Disability Sport & Physical Activity Strategy	22.2% (6)	40.7% (11)	33.3% (9)	3.7% (1)	27
<i>answered question</i>					32
<i>skipped question</i>					7

10. Were you or your organisation given the opportunity to influence or input into the following plans, strategies and policies?

	Yes	No	Don't Know	Not Applicable	Response Count
SASSOT Delivery Plan	56.3% (18)	0.0% (0)	37.5% (12)	6.3% (2)	32
SASSOT Club Support Plan	45.2% (14)	9.7% (3)	41.9% (13)	3.2% (1)	31
SASSOT Disability Sport & Physical Activity Strategy	26.7% (8)	6.7% (2)	63.3% (19)	3.3% (1)	30
	<i>answered question</i>				32
	<i>skipped question</i>				7

11. Please tick the following SASSOT grant schemes that you are aware of?

		Response Percent	Response Count
SASSOT Coach Scholarship Fund		93.8%	30
SASSOT Sports Club Accreditation Fund		84.4%	27
SASSOT ACCESS Across Staffordshire Fund (Equity)		68.8%	22
	<i>answered question</i>		32
	<i>skipped question</i>		7

12. Have you accessed or supported a club/organisation to access any of these grant schemes?

	Yes	No	Dont Know	Response Count
SASSOT Coach Scholarship Fund	62.5% (20)	37.5% (12)	0.0% (0)	32
SASSOT Sports Club Accreditation Fund	50.0% (15)	46.7% (14)	3.3% (1)	30
SASSOT ACCESS Across Staffordshire Fund (Equity)	26.7% (8)	63.3% (19)	10.0% (3)	30
	answered question			32
	skipped question			7


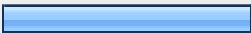

13. Do you value these grant schemes?

	Yes	No	Dont Know	Response Count
SASSOT Coach Scholarship Fund	100.0% (32)	0.0% (0)	0.0% (0)	32
SASSOT Sports Club Accreditation Fund	93.3% (28)	0.0% (0)	6.7% (2)	30
SASSOT ACCESS Across Staffordshire Fund (Equity)	70.0% (21)	0.0% (0)	30.0% (9)	30
	answered question			32
	skipped question			7

14. Please rate the following with regard to your experience of working with the CSP Core team.

	Excellent	Good	Fair	Poor	Response Count
Availability of staff - ease of contact	78.1% (25)	21.9% (7)	0.0% (0)	0.0% (0)	32
Knowledge of staff - in their respective work areas	56.3% (18)	40.6% (13)	3.1% (1)	0.0% (0)	32
Helpfulness of staff	65.6% (21)	34.4% (11)	0.0% (0)	0.0% (0)	32
Ability of staff to make decisions	28.1% (9)	65.6% (21)	6.3% (2)	0.0% (0)	32
Delivery against promises	37.5% (12)	50.0% (16)	12.5% (4)	0.0% (0)	32
<i>answered question</i>					32
<i>skipped question</i>					7

15. How would you rate the CSP's communication with its Partners?

	Response Percent	Response Count
Excellent 	56.3%	18
Good 	37.5%	12
Fair 	6.3%	2
Poor	0.0%	0
<i>answered question</i>		32
<i>skipped question</i>		7

16. Please rate the usefulness of the CSP's communication tools.

	Excellent	Good	Fair	Poor	Don't know	Response Count
Website	65.6% (21)	34.4% (11)	0.0% (0)	0.0% (0)	0.0% (0)	32
e-Newsletter	59.4% (19)	34.4% (11)	6.3% (2)	0.0% (0)	0.0% (0)	32
Annual Report	34.4% (11)	43.8% (14)	15.6% (5)	3.1% (1)	3.1% (1)	32
Events	18.8% (6)	50.0% (16)	12.5% (4)	0.0% (0)	18.8% (6)	32
Promotional Leaflet	9.4% (3)	46.9% (15)	21.9% (7)	3.1% (1)	18.8% (6)	32
					<i>answered question</i>	32
					<i>skipped question</i>	7



17. Is there anything we could do to improve our website service?

	Response Count
	4
	<i>answered question</i>
	4
	<i>skipped question</i>
	35

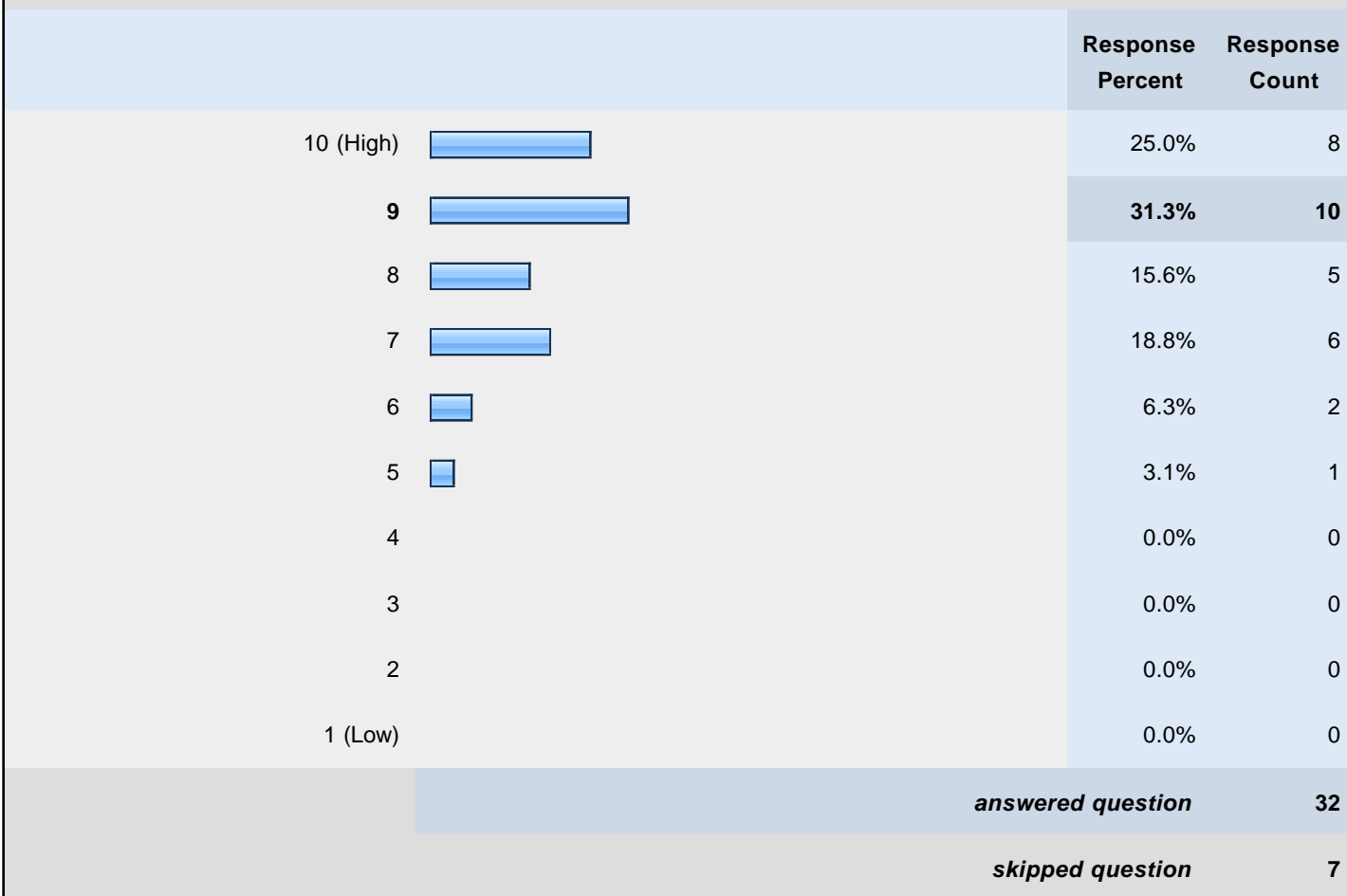
18. What could we do to improve our e-Newsletter?

	Response Count
	2
	<i>answered question</i>
	2
	<i>skipped question</i>
	37

19. If you do not receive any of the CSP communications and would like to do so, please select from the options below:

	Response Percent	Response Count
Website	0.0%	0
e-Newsletter 	66.7%	2
Annual Report	0.0%	0
Events	0.0%	0
Promotional Leaflet 	33.3%	1
Please provide your email address		3
	<i>answered question</i>	3
	<i>skipped question</i>	36

20. On a scale of 1-10 how much do you value the work of SASSOT (10=High / 1=Low)



21. Please feel free to make any comments on the current or future role of the CSP; or any other comments - we'll take them on board and try to ensure that they help us to evolve as a partnership and exceed your expectations.

	Response Count
	7
<i>answered question</i>	7
<i>skipped question</i>	32